

CIIL Phonetic Reader Series - 10

ANGAMI PHONETIC READER

• N. RAVINDRAN

PC
495.415
RAV

CENTRAL INSTITUTE OF INDIAN LANGUAGES

MYSORE-570006









ANGAMI PHONETIC READER

CENTRAL INSTITUTE OF INDIAN LANGUAGES
PHONETIC READER SERIES-10

Editors

H. S. BILIGIRI

E. ANNAMALAI

CIIL Phonetic Reader Series - 10

ANGAMI PHONETIC READER

N. RAVINDRAN



CENTRAL INSTITUTE OF INDIAN LANGUAGES

MYSORE-570006

सत्यमेव जयते



G. P. A.

First Published : January 1974
Pausha, 1895

© Central Institute of Indian Languages, 1974

PC
495.415
RAV

Price: Rs. 7



Published at the Central Institute of Indian Languages, Manasagangotri, Mysore-570006 by D. P. Pattanayak, Director, and printed by V. B. Satyan, Kapila Power Press, Nanjangud, Karnataka State (India).

Foreword

The Central Institute of Indian Languages was set up on the 17th July, 1969 with a view to assisting and co-ordinating the development of Indian Languages. The Institute was charged with the responsibility of serving as a nucleus to bring together all the research and literary out-put from the various linguistic streams to a common head and narrowing the gap between basic research and developmental research in the fields of languages and linguistics in India.

The Institute and its four regional centres are thus engaged in research and teaching which lead to the publication of a wide-ranging variety of materials. Preparation of materials designed for teaching/learning at different levels and suited to specific needs is one of the major areas of interest of the Institute. Basic research relating to the acquisition of language and study of language in its manifold psycho-social relations constitute another broad range of its interest. The publications will include materials produced by the members of the staff of the Central Institute of Indian Languages and its Regional Language Centres and associated scholars from Universities and Institutions, both Indian and foreign.

The Central Institute of Indian Languages has initiated the Phonetic Reader Series in Indian languages with a view to presenting the range of phonetic variation obtaining in this sub-continent and demonstrating the closeness of languages on the basis of phonetic patterning. These Readers are biased towards learning the sound systems of languages. Thus it is hoped that this series will be of interest to both scholars who are interested in

Phonetic studies and practical learners of languages who wish to make a beginning in their language study.

If these materials help solving the problems in the State and help in understanding the people speaking the language, then our efforts will have been amply rewarded.

Dr. P. S. Srinivasan

Preface

About six per cent of the population of India is tribal. There have been three views about how best they can be drawn into the mainstream of our national life. One obvious way is not to draw them at all and leave them alone and preserve their culture and traditions intact as museum pieces. The other extreme view has been to sort of drown them in the mainstream and completely assimilate them. The third view is to see that the best in their traditions and cultures that is consistent with modern life is preserved and they are integrated so that they maintain their individuality and at the same time participate in and benefit by the modern developments.

It is also the considered view of all the people that matter that these tribals should be integrated with the regional population amidst whom they live. This can be done only when they are approached through their own mother-tongues. It is also obvious that is impracticable to use their mother-tongues throughout their education. Their mother-tongues are to be used so that they can effectively be integrated into the regional population. This does not mean that they should forsake their mother-tongues, but only means that they should gain native like fluency in their respective regional languages as early as possible. It is for this purpose that their languages have to be scientifically studied and grammatical sketches and vocabularies have to be prepared. The scripts of the regional languages have to be adopted for writing their languages. Primers and textbooks have to be prepared.

To do all this the expertise of the linguists of the country should be placed at the disposal of persons interested in the

education of tribals. Administrators who come in frequent contact with the tribals have to learn to speak fluently the tribal language in question. Learning a language implies an acquisition of a good pronunciation. Firstly, the learner must acquire the capacity to recognise readily without any error the various speech sounds occurring in the language he is learning. Secondly, he must acquire the capacity to produce them with the help of his own vocal organs. Thirdly, he must acquire the capacity to produce the individual speech sounds he has learnt in sequences. In addition to these three skills, which may be sufficient to gain a reasonable pronunciation, the learner, depending, on his needs, has to get a mastery over the orthography of the language he is learning. This involves developing automatic associations between written forms and speech sounds.

The Phonetic Readers in this series have been designed with the above points in view. They are mainly intended to meet the needs of administrators who have to learn the language in question.

Each Reader consists of a brief exposition about the organs of speech and their functions. It also introduces some technical terms. Then each speech sound is described in detail giving the movements of the vocal organs. Each description is rounded off by the technical term for that sound. A brief phonemic statement which meaningfully groups the sounds described in the preceding sections is also appended. A statement about the correspondences between the phonemes of the language and the letters used to write them comes at the end. In this section suggestions for improvements in the existing orthography are made. In the case of languages which have not yet been written, suggestions for adopting the script of the regional language are made.

It may be too much to claim that these Readers are perfect. There are lacunae still to be filled up. The most conspicuous of these is the lack of information on intonation. Suggestions for

improvement are welcome and will be incorporated in the subsequent edition. Of the two editors, the first checked the data, provided the format and read the manuscript in the early stages and the second read it at the later stages.

Though it is true that certain features of pronunciation can only be learnt with the aid of a teacher, the utility of such Readers cannot be underestimated. It is hoped that these Readers will be useful to even persons other than those for whom they are intended.

H. S. BILIGIRI

E. ANNAMALAI



N pezie

In the Angami Naga language the sequence N pezie means 'to you thanks', *i.e.*, 'Thank you.' It is my duty here to thank all those who helped me at several stages of this work in one way or other. Many I have forgotten by their names but the impressions they have left in my mind have not faded out. To them and the rest whom I recall here I owe something which I cannot pay back thanksgiving alone. Yet as a token of gratitude I thank them here in partial fulfilment of my obligation.

Two names come to me first: Dr. D. P. Pattanayak, Director, CIIL and Dr. H. S. Biligiri, the then Deputy Director who maintained that the preparation of phonetic readers and other language teaching materials in border and tribal languages was an important step to be taken for teaching them and initiated this work.

My field work on the Angami Naga language consisted of two periods, the first one between October, 1970 and January 1971, and the second from January 1972 to March 1972. This phonetic reader is one of the outcomes of these two field trips that I undertook in the Kohima district of Nagaland. I thank Mr. P. Puzielie, Mr. P. Samen Belho, Mr. Kiezotuo Zhale and a number of other native speakers of Angami who worked as informants and supplied me with information related to the language and culture of the Angami Nagas. Mention should be made of Mr. Yajen Aier, Director of Education, Nagaland; Mr. R. K. Sharma, now Principal, Hindi Training Centre, Dimapur; Mr. I. S. Gupta, Deputy Inspector of Schools; Mr. N. Belho, Angami Language Officer and Mr. Nockden Ao, Ao Language Officer. They all were very helpful which made my

stay in Nagaland so comfortable that I felt at home. Back in Mysore, I had the benefit of consulting another native speaker of Angami, Mr. Selie Angami a senior student at the Medical College, Mysore. I am grateful to him.

Thanks are due to Dr. Pattanayak and Dr. Biligiri again for the interest they took and the inspiration they gave which helped me a lot in the preparation of this Reader. Dr. Biligiri went through my manuscript and suggested many improvements. I am thankful to him. Dr. E. Annamalai, Deputy Director, checked the revised version. I am thankful to him too.

Dr. K. S. Gurubasave Gowda, Dr. M. S. Thirumalai, and Mr. Inder Singh, my colleagues at CIIL, extended their help by way of suggestions and discussions. I thank them.

Mr. P. P. Sukumaran Pillai, and Miss. H. N. Sumangala, my colleagues, took pains to type the manuscript. Thanks are due to them.


The typed script was proof-read by Miss. C. R. Sulochana, my colleague. I am thankful to her.

Last but not the least my thanks are due to Mr. H. L. N. Bharati who saw the text through the press.

N. RAVINDRAN

Contents

Foreword	...	v
Preface	...	vii
N pezie	...	xi
Introduction	...	1
1. The Speech Organs	...	5
2. The Speech Sounds of Angami	...	13
3. Phonetic Drill	...	45
4. Angami Phonemic Inventory	...	55
5. The Writing System	...	61



Introduction

The Angami Naga belongs to the Naga group of languages. The Naga languages form a sub-group within the Tibeto-Burman tongues which come under the much disputed Sino-Tibetan language family. The Tibeto-Burman languages in India are spoken mostly in the northern and north-eastern Himalayan belts in between Tibet and Burma. Of these the Naga languages are distributed mainly in Nagaland and Manipur, the two States in the extreme eastern frontier of India. A limited number of Naga languages is found in the union territory of Arunachal Pradesh (NEFA) also.

The Angami Naga is spoken in the district of Kohima in Nagaland. The Angamis (the term 'Angami' denotes both the tribe and their language) live on the high hills in and around Kohima, forming several villages. The biggest Angami settlement is the Kohima village which is perhaps one of the biggest villages in Asia. The Kohima village lies side by side with the Kohima town, the capital of the State. The Angamis are the dominant Naga group in the district of Kohima. Their present number is 43,319 (provisional figure in 1971 Census).

The Angami Naga has several dialects—each village having its own version of the language. When the Angamis from different villages meet, each speaks his own dialect and understands the other. Thus dialect differences make no problem for communication. The principal dialects of Angami are Chokri, Khonoma and Kohima. The Kohima dialect, which is presented here, is considered to be the standard Angami for all publications. The same is taught in schools. The Angami Naga is written in the Roman script. (No Naga language has a script of its own.)

The Angami language has no creative written literature. Most of the available publications are religious writings. A Literature Committee exists in Kohima for the development of the Angami language. Some of the enthusiastic native scholars belonging to the Angami Literature Committee have now formed another language development agency named as URA ACADEMY, the first of its kind for any Naga language. The Academy conducts courses in Angami for the natives and also plans to publish books. The Text-Book Production branch of the Directorate of Education, Nagaland produces textbooks in Angami and a number of other Naga languages. At present the textbooks in Angami (as in the case of other Naga languages) are mere translations from English. Original writing is yet to develop. The Ura Academy mentioned above, may be expected to initiate the task of original writing and literature development. Some of the native scholars are doing notable work on Angami oral literature. Mention may be made of Mr. Ruzhukrie Sekhose who has published collections of folklore and idiomatic expressions in Angami.¹

Linguistic studies on Angami Naga were made late in the last century by British officials and other foreigners who were confronted with the multiplicity of languages in the Naga hills. Though no exhaustive linguistic study of the language was made, a number of articles and some books were written by the foreign scholars. Some of them are worth mentioning here. Probably one of the earliest works on Angami is an article titled "Rough Notes on the Angami Nagas and their Language" by Captain J. Butter, published in the *Journal of the Asiatic Society of Bengal* in the year 1875. However, the earliest grammar of Angami was written by McCabe in 1887.² Sir Grierson in his *Linguistic Survey of*

1 Sekhose, R. :

1 *Angami Idiomatic Expressions*. Kohima, 1967; *Angami Naga Folklore*. Kohima, 1970.

2 McCabe, R.B. : *An Outline Grammar of the Angami Naga Language*. Calcutta, 1887.

India deals with Angami grammar.³ Grierson's account on Angami is largely based on McCabe's work. A recent work on Angami Phonology is an article by Robins Burling, which appeared in *Indian Linguistics*.⁴ A detailed scientific study of Angami Naga (Phonology, Morphology and Syntax) is being done at the Central Institute of Indian Languages, Mysore.

This Phonetic Reader of the Angami Naga Language is primarily meant for the student who learns Angami as a second language and for the teacher who teaches it.

There are difficulties in learning to pronounce the sounds of a new language. In order to overcome these difficulties, the student shall follow the following steps. He must first learn to recognise and identify correctly the various speech sounds in the Angami language when the teacher or the speaker pronounces them. For this purpose this Reader gives a complete articulatory description of each sound and a set of words. Minimal pairs are given for listening and pronunciation practice in the section on phonetic drills.

Angami is a tone language. Tone is pitch variation which is a phonetic feature of the syllable. If this feature is lexically significant—in plain words, causes meaning differences—in a language, then that language is a tone language. Angami has five lexically significant and contrastive tones. Tones may add to the difficulties of the learner learning this language. However, with long practice the student can acquire the ability to recognise and produce the exact tones in the proper syllables.

3 Grierson, G.A. : *Linguistic Survey of India*.
Vol. III Part II, Calcutta, 1903.

4 Burling, Robins : "Angami Naga Phonemics and Word List."
Indian Linguistics. Vol. 21 pp. 51-60, 1960.

The organisation of this Reader is as follows. Chapter One gives a general outline of the speech organs and description of speech sounds. Chapter Two describes the speech sounds of Angami: vowels, tones and consonants. Chapter Three consists of words for phonetic drill. Chapter Four gives an inventory of Angami phonemes and the last Chapter describes the present Angami writing system along with suggestions for improving the same.

I The Speech Organs

The sounds of a language are called speech sounds. The branch of linguistics that deals with the systematic study of speech sounds is known as Phonetics. Such a study could be made from different angles. Analysing the speech sounds on the basis of their articulation is called Articulatory Phonetics. Analysing them with respect to their acoustic properties is called Acoustic Phonetics. Analysing the speech sounds in terms of perception is known as Auditory Phonetics. Of these a brief sketch of articulatory phonetics will be relevant for the language learners and teachers. It explains how various speech sounds are produced by the human speech mechanism. Such a description presupposes an elementary knowledge of human vocal organs.

The lungs, the vocal cords in the throat, the tongue, the teeth and the lips in the mouth and the nose play important roles in the production of speech sounds. The air stream expelled from the lungs passes through the throat and exits through the mouth, the nose or both. The outflow of the air stream can be obstructed and directed in various ways to produce the various speech sounds.

The vocal cords are two elastic muscular folds in the larynx at the top of the windpipe. These membranes, when tightly closed, prevent airflow from entering into the vocal tract. When the vocal cords are drawn together without closing them tightly, air is forced through them. Consequently, the vocal cords vibrate producing voice. If the vocal cords are set in vibration in the production of a speech sound, that sound is said to be voiced. When the vocal cords are set apart, the air passes through the opening called glottis freely and the sounds thus produced are

2 The Speech Sounds Of Angami

Vowels

The phonetic inventory of vowels in Angami is :

i	u
e	o
a	

The front vowels

[i] The production of the vowel [i] may be described as follows. The front of the tongue is raised to the highest position. But it does not touch the palate. The lips are spread. The soft palate is raised. The vocal cords vibrate.

This vowel is called the high front unrounded vowel.

It is found initially, medially and finally in a word.

Initial

itāciě	'brick'
imò	'not this way'

Medial

timié	'whiskers'
tliñhè	'snake'
kíRí	'cattle'
kímiè	'wife'

Final

tí	'sky'
kí	'house'
khRí	'oven'
ní	'happy'

3 Phonetic Drill

This chapter gives sets of words for pronunciation practice. This will give the learner who is already familiar with the different speech sounds of Angami, additional practice to differentiate and produce the Angami sounds exactly. As far as possible pairs of words with sounds which differ only in one or two features are given.

Vowels

The front vowels [i] and [e].

kí	'house'	kē	'sugarcane'
lí	'pot'	lè	'heat'
phī	'foot'	phé	'pullout'
mí	'fire'	mě	'is not?'

The front vowel [e] and the central vowels [ə].

Ré	'walk'	Rə̀	'aim at'
tsě	'praise'	tsə́	'act'
zē	'hit'	zə̀	'lie'

The central vowels [ə] and [a].

Rə́	'aim at'	Rā	'village'
zə́	'lie'	zā	'name'
ñə̀	'smile'	ñá	'mad'

The central vowel [ə] and the back vowel [u].

4 Angami Phonemic Inventory

This chapter describes the phonemic status of the various speech sounds in Angami which have already been dealt with individually in Chapter Two. By 'phonemic status' we mean the contrastive distribution and function of the speech sounds in the sound system of Angami. Examples for the distribution of the sounds were already given in the previous chapters. Here the contrasting pairs are given to show the phonemic status of the Angami speech sounds more clear. The vowels are given first; then come the tones; and the consonants follow them.

Vowels

i	u
e	o
ə	
a	

The front vowels [i] and [e] contrast as in the following examples.

kí	'house'
ké	'sugarcane'

The central vowels [a] and [ə] are in contrast as in the examples below :

ǎ	'I'
ə́	'poetry'

The back vowels [u] and [o] contrast as given below.

nù	'in'
nó	'you (sg)'

5 The Writing System

The Angami Naga language has no script of its own. In the 19th century the foreign missionaries, who were working in the Assam hills and plains, used the Roman script for writing the Angami language. Since then the English writing system is being used for Angami.

There were some defects and variations in this system. The native scholars of Angami formed a Language Committee to make the writing system uniform and consistent. In the year 1939 the Committee published its report entitled "Spelling and Word Divisions in Angami Naga" which contained the suggestions of the Committee for evolving a uniform writing system for Angami making use of the conventional English spelling system. Their suggestions have been accepted and followed since then.

The present writing system of Angami follows many of the English spelling conventions. The sentence starts with a capital letter. Proper names are also capitalized as in English. English words occurring within an Angami sentence are written with the usual English spelling.

The five tones occurring in Angami are not marked in the writing system.

The following chart gives the letters used in printing and writing Angami. Their corresponding phonemic equivalents are given between slants at their side.

i	/i/	u	/u/
e	/e/	o	/o/
u	/u/	a	/a/

Date Label

NORTH-EASTERN HILL UNIVERSITY LIBRARY

The book taken from the Library is to be returned within 7 days. A fine will be charged under the rules of the Library for each day the book is kept beyond that time.

Date of Issue	Due Date	Date of Issue	Due Date

N.B.- Book lost, defaced or injured in anyway shall have to be replaced by the borrower.

**NORTH-EASTERN
HILL UNIVERSITY
LIBRARY**

Acc. No. 5835

