

THE CONVICTS OF SHILLONG : A SOCIO-DEMOGRAPHIC STUDY

DISSERTATION

**SUBMITTED AS PART-FULFILLMENT
FOR THE M. PHIL. DEGREE**

Submitted by :

ASANGLA IMCHEN KHARSHIING

**DEPARTMENT OF ANTHROPOLOGY
NORTH EASTERN HILL UNIVERSITY
SHILLONG 793014.**

1993



DS
365.60954164
KHA

LIBRARY
Ac. No. 103029
Date 27-2-98
By [Signature]
Checked by [Signature]
Number of copies



PHONE :
GRAMS : NEHU

North-Eastern Hill University

Mayurbhanj Complex, Nongthymmai, Shillong-793014

Department of Anthropology

Dated. 31st March, 1993.

C E R T I F I C A T E

I certify that the Dissertation entitled "THE CONVICTS OF SHILLONG : A SOCIO-DEMOGRAPHIC STUDY" submitted by Ms. Asangla Imchen Kharshing for the degree of Master of Philosophy in Anthropology of the North Eastern Hill University embodies the record of the original investigation carried out by her under my supervision. She has been duly registered and the Dissertation presented is worthy of being considered for the M.Phil degree. The work has not been submitted for any degree of any other university.


A. K. Ghosh
(A. K. Ghosh),
Supervisor of Research.
Head
Department of Anthropology
North-Eastern Hill University
Shillong

A C K N O W L E D G E M E N T

I wish to express my sincere gratitude and respect to Dr. A. K. Ghosh, guide and Head of the department, for his guidance, patience and constant involvement with the progress of the dissertation. I take this opportunity to thank my teachers, senior research scholars of the department for their suggestions, to Sunita Singh for her help.

I take this opportunity also to thank the District Commissioner, East Khasi Hills, Shillong, Mr. G.P. Wallang for permitting me to carry out the field work in the jail and the staffs in the jail for their help and co-operation. Thanks are also due to Mr. Biman Kumar Roy for typing my dissertation and Mr. P.K. Guha for drawing the maps and graphs.

Last but not the least my sincere thanks to Sonny for his innumerable help, suggestions and criticisms.


31/3/93

Asangla Imchen Kharshiing

C H A P T E R I S A T I O N

	<u>Page No.</u>
<u>CHAPTER - I</u>	
INTRODUCTION	1
<u>CHAPTER - II</u>	
CRIME IN MEGHALAYA	20
<u>CHAPTER - III</u>	
MATERIALS AND METHODS	23
<u>CHAPTER - IV</u>	
DEMOGRAPHY	32
<u>CHAPTER - V</u>	
SOCIAL CORRELATES	41
<u>CHAPTER - VI</u>	
PRECIPITATING CAUSES OF CRIME	57
<u>CHAPTER - VII</u>	
DISCUSSION	61
<u>CHAPTER - VIII</u>	
SUMMARY	72
BIBLIOGRAPHY	
APPENDIX	

CHAPTER - I

I N T R O D U C T I O N

Man, in his efforts to satisfy persistent needs for subsistence, shelter, companionship, sexual activity and social order, has developed certain ideas, attitudes and habits (Johnson, 1974). The human being is born into a society organised on the basis of certain norms. Social relationships are regulated by norms and values, many of which are backed up by rewards and punishments of various types and degrees, applied through techniques of social control. Each human group is unified by certain beliefs, and that is why certain behaviours are improper, immoral and undesirable. So, we find certain modes of punishment for behaviours that are not socially sanctioned. The individuals, who violate such norms, are often labelled as deviants and given some kind of punishments.

Crime is perceived with startling rapidity as a major social problem, spreading to every field of human endeavour. Neither traditional punishment nor correctional ideology appears to have had any effect in the control and/or prevention of crimes (Coleman and Cressey, 1984).

The word 'crime' has been used so frequently and heard so often that it is taken for granted that every one means the same thing, when he uses the term. But the definition of crime differs from one society to another. To the administrators

of justice and to the lawyers a 'crime' is an illegal act. Some social scientists tend to equate the term 'crime' with all such behaviours that are injurious to the society. Religious people regard 'crime' as belonging to the category of sin. Still others, whose personal codes emphasize truth as the ultimate value, equate falsehood with 'crime'. The most prevalent tendency is to apply the term 'crime' to the acts that deviate from the rules of behaviour, which are highly valued by the dominant segment of the society (Tappan, 1960).

Technically a crime occurs only, when behaviour violates the law. In practice, however, it is not always easy to tell whether a specific act is a crime or not (Jhonson, 1973).

We find that among many kinds of deviants "the criminal" is especially negatively evaluated. A criminal is identified as a murderer, a rapist or an incorrigible thief and sometimes may be censored only as a boat-rocker, who interferes with smooth functioning of the society. At times he may even be viewed as one, who possesses all the qualities of human beings but breaks the law (Coleman and Cressey, 1984).

Statement of the Problem :

There is no society, which is not confronted with the problems, of crime. Accepting the inevitability and functionality of crime phenomenon Durkheim (1966) has remarked that crime is a normal phenomenon in any society and is the natural and inevitable product of collective life and social evolution.

Both incidences and patterns of crime vary from place to place and the reasons for such crimes are not always clearly known. In the state of Meghalaya crimes have not yet been extensively studied from an anthropological point of view, though Dutta Ray et al., (1986) have made a preliminary study on crimes and rehabilitation of the criminals in Assam and Meghalaya.

Although the State Government publish from time to time some statistics and records on crimes and delinquencies among the populations of the state, these records do not throw much light on the factors, which are responsible for committing crimes and delinquencies.

The present study will make an attempt to examine the circumstances and motivating causes, which are responsible for criminal acts or behaviour, which lead to penal repression.

The population in Meghalaya State consists of people of various walks of life, comprising different castes, creed, language, religion, culture, etc., which may pose an array of infinite problems.

Shillong is the capital city of the State. It has got a very cosmopolitan set up. Since the present study has been undertaken in Shillong, it seems that it is not only sufficient to understand the motivational factors for a convict's aberrant behaviour, but also it is an opportunity to understand the constant action and interaction between the individual's personality and the environment, which surrounds him.

Significance of the study :

The only common feature between the developed and the developing countries is the ever increasing patterns of crime as well as the crime rates. The situation has been deteriorating to such a level that there is hardly any day, when crimes are not being committed, and consequently, the astounding patterns of crimes hardly go unnoticed.

It is interesting to point out that Meghalaya is one State in the country, which used to be known as a very peaceful place. There was a time, when one hardly or very rarely used to hear about any dacoity, kidnapping or rape, etc. However, for the last 10 to 12 years, the situation in the State has been taking a different turn altogether. For example, in the capital city Shillong, the rate of various types of criminal activity has been alarmingly increasing. It may be due to the influx of people from various places. It is said that tension does exist in the areas, where minority communities threaten the way of life of the dominant group (Bertrant, 1967).

With rising concern about the patterns and rates of crime, the accretion of data on etiology of crime becomes a major task and challenge. Through such data one may try to answer some questions like (i) what makes a man commit crime? (ii) under what demographic and/or social conditions induce a person to commit crime?, etc.

In the present study we shall deal with both demographic and social factors, which may be responsible for

committing crimes, and thereby we shall, perhaps, be in a position to point out the main reasons for crimes.

Objectives :

The objectives of the present study are as follows :

- (i) to estimate the rates and patterns of crime in Shillong;
- (ii) to find out to what extent a particular ethnic community or communities is/or are involved in crimes;
- (iii) to understand the socio - economic background of the convicts;
- (iv) to find out the frequency of the habitual offenders;
- (v) to find out the specific reasons behind each type of crime;

Finally, with the help of the present set of data we shall try to highlight the major socio demographic pictures behind such criminal activities in Shillong.

Limitation of the present study :

In any social research it is not always possible to cover all aspects of a problem. Therefore, an investigator identifies with only a few relevant aspects.

In the present study the focus is mainly on socio - demographic factors for understanding the possible conditions (or reasons) that may lead a man to commit a crime. The

psychological, physiological, biological and other factors have not been taken into consideration for time constrain. It may also be noted that we have not analysed all information, collected on other aspects and have to concentrate on social and demographic aspects only.

In the present study all observations have been made only on the convicts, residing in the District Central Jail, Shillong.

Only those convicts, who have been found to be mentally fit, have been taken into consideration for the purpose of the present study.

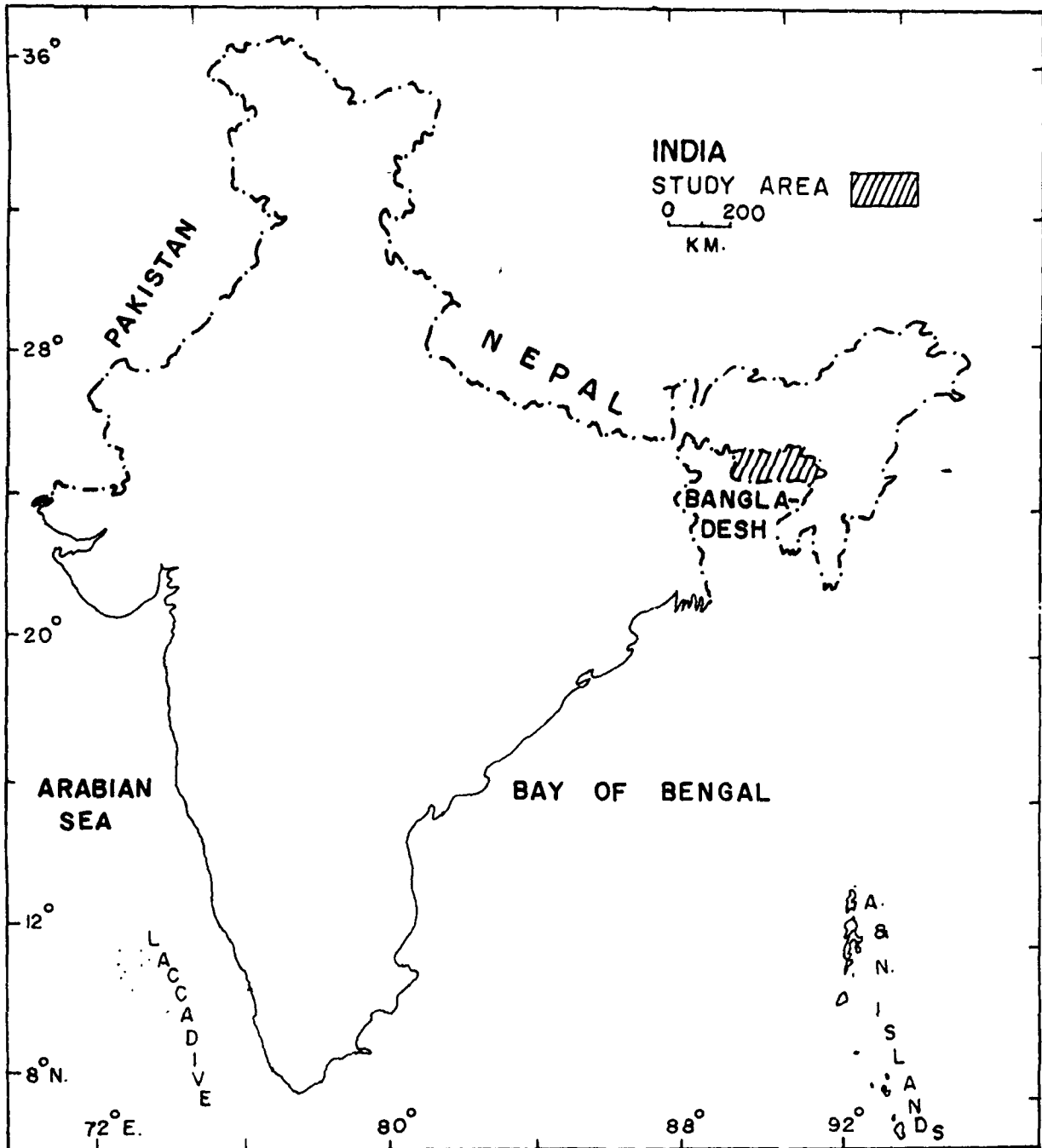
Area of study :

The present study has been carried in the District Central Jail, Shillong, Meghalaya.

The state of Meghalaya is situated in the North Eastern Region of India. It was created as an Autonomous state on April 2, 1970, carved out of the two hill districts of composite Assam, viz., the United Khasi and Jaintia Hills district, and the Garo Hills district. Meghalaya became a full fledged state on 21st January, 1972.

Area :

The total geographical area of Meghalaya is 22, 429 square kilometres. The terrain of the state is mountainous. This is fully reflected by the names of the seven districts (Two



districts have been created in 1992, as such no detail information is available).

Name	Sq.Km.	<u>Population</u>	<u>H.Q.</u>
	<u>Total area</u>		
1. The Jaintia Hills	3,819	2,19,196	Jowai
2. East Khasi Hills	5,196	6,57,160	Shillong
3. West Khasi Hills	5,247	2,17,462	Norgstoin
4. East Garo Hills	2,603	1,88,043	Williannage
5. West Garo Hills	5,564	4,77,775	Tura

The two newly created districts are (i) Ri-Bhoi district with its headquarters in Nongpoh and (ii) South Garo hills with its Headquarters at Baghmara :

Population :

The total population of the State, according to the 1991 provisional census, is 17,60,626. The male and female populations are 3,77,281 and 3,12,138 respectively so, the sex-ratio is 947 females for 1000 males. The density of population is 78 per square kilometre.

Literacy :

The percentage literacy in the State is 48.26% which is less, in comparison to the Indian standard of 52.11% (Census, 1991).

A few noted characteristics of the State are :

- (1) The scheduled tribes constitute about 80.58% of the

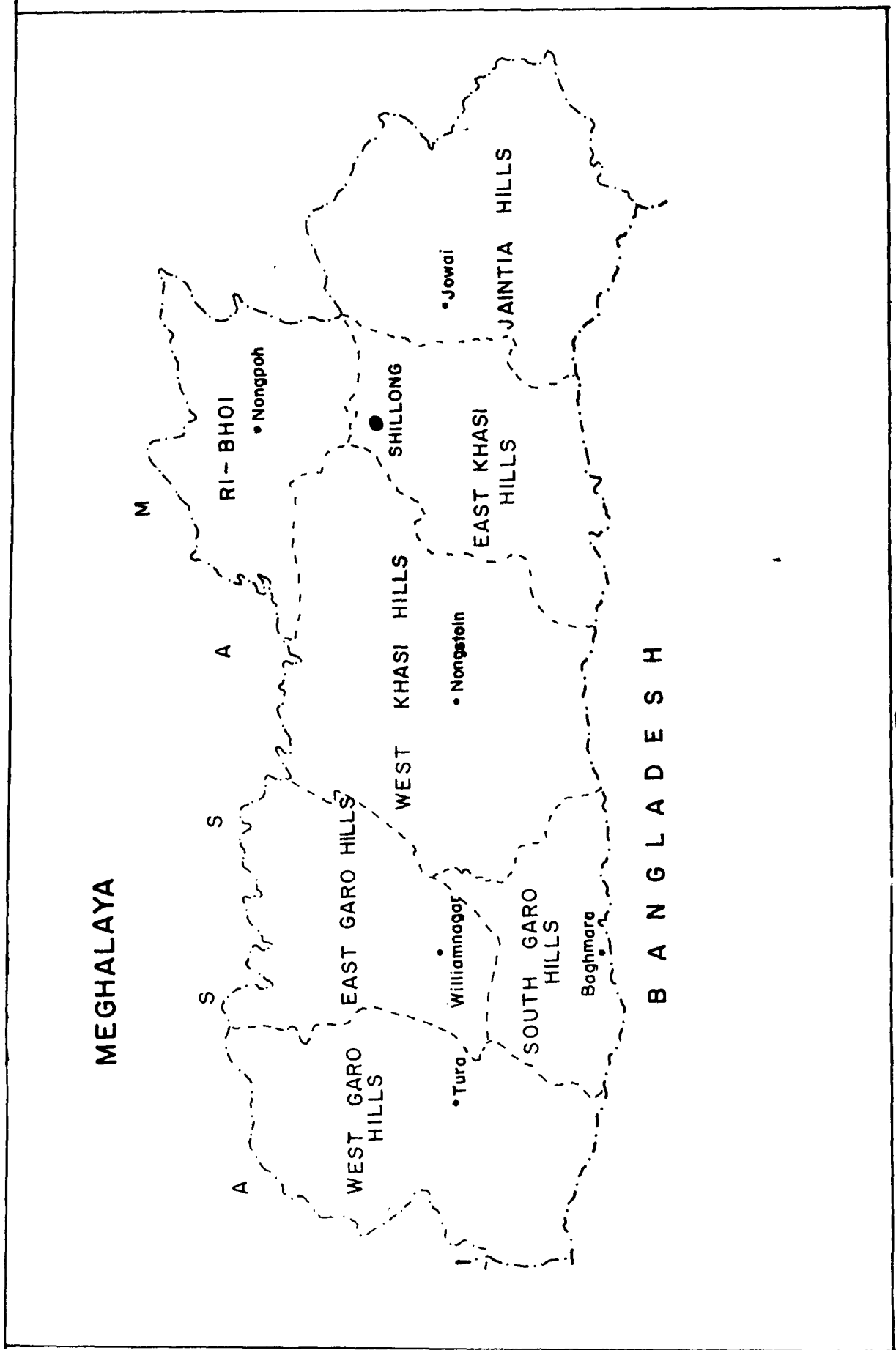


Fig. II

total population of the State (Census, 1981).

- (2) Meghalaya is the only State, where the inhabitants follow the matrilineal system of social organisation.
- (3) The world famous Mawsynram, the wettest place in the world is located in the East Khasi Hill, district.

Shillong, the state capital is also the district headquarters of the East Khasi Hills. Shillong is situated at a height of 1,496 metres (4,906 feet) above sea level covering an area of 21,27 sq.kms, and a population of 2,22,273 (Census, 1991).

The Shillong urban agglomeration consists of Shillong municipality, Shillong cantonment, Mawlai, Nongthymmai, Madanrting and Pynthorumkhrah.

The People :

The Khasi, Jaintia and Garo constitute the main inhabitants of the State. They are referred to as the indigenous people. There are also people from the neighbouring state of Assam, Manipur Mizoram and Nagaland. Besides, there are Punjabis, Biharis, Bengalis, Sindhis, Marwari etc. To put it in a nut shell, Shillong is a cosmopolitan urban centre.

The Jail :

The district central Jail falls under the Shillong municipality. The jail was constructed a century ago.

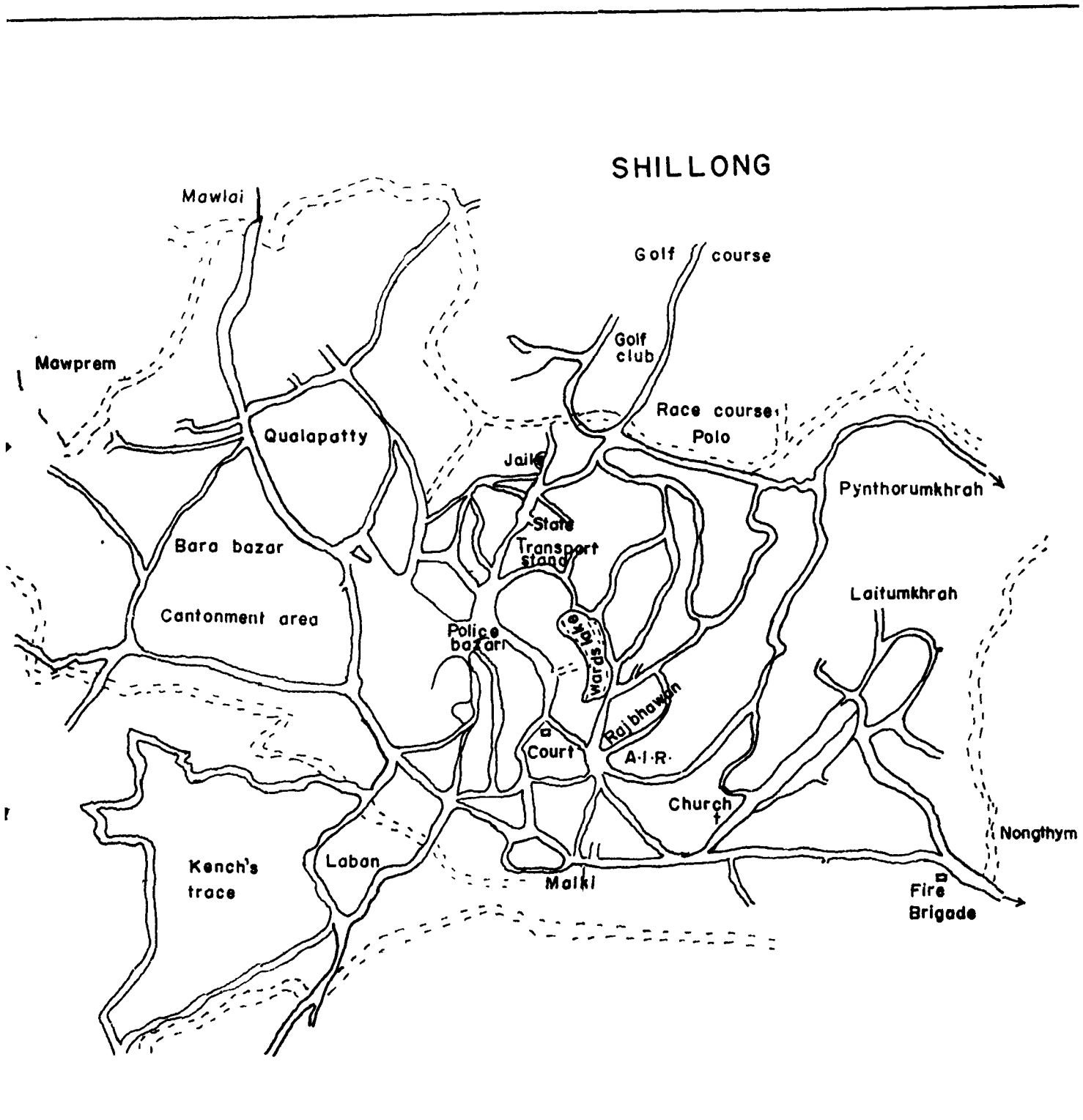


Fig. III

Review of Literature :

With rising concern about crime, there has been an increasing scrutiny on the entire system of justice, police, courts and correction, and the search for the root causes of crime has been going on (Chandra, 1967).

What causes a specific individual to break a taboo, a social sanction or a law, has ever been an enigma to any society. Every where one finds some persons have fallen outside the pattern of permitted conduct (Barnes and Teeters, 1966).

In this section we shall look into the studies that have so far been carried out and written to explain the abberant behaviours. Though we have tried to take into consideration all major studies on crime and criminal behaviour, there is a strong possibility that we might have missed some relevant work. However, the major trends of study on crime and abberant behaviour, which amount to criminal activity, have been incorporated.

The birth of modern criminology can be traced to 1764 with the publication of Cesara Beccaria's book entitled "Crimes and Punishments", (1764). The book was essentially a plea for reform in governmental functions, including the criminal justice system. Thus, strictly speaking, it does not directly deal with the causes for committing crimes or occurrences of deviant behaviour. However, some underlying assumptions about the nature of man are apparent in it. It is thought that all people are guided by a rational desire to seek pleasure and to avoid

pain. The individuals, who commit crimes, choose to do so since after weighing all the options they find that such criminal activity may give them the most pleasure for the least amount of pain. It is regarded as a complete explanation for committing a crime. The people, belonging to this classical school, have seen no need for research on economic, personal, political or social conditions, associated with crime.

The voyage that began with the emergence of positive school of criminology, marks the real beginning of research in criminology (Srivastava, 1981). Of all the positivists' approaches to explain the deviant behaviour, the most persistent investigation was to work out a relationship between anatomical attributes and deviant behaviour.

In the beginning, the positivists have made some physiognomical and phrenological approaches to explain criminal behaviour. Physiognomy refers to the determination of individual characters from bodily features, especially the face. Lavater (1741 - 1801, cited by Johnson, 1974), a Swiss theologian, had regarded that lack of beard in men, shifty eye and 'Weak' chin are the symptoms to unfavourable behaviours. This approach did receive a good deal of attention in the middle of the eighteenth century. Physiognomy was then replaced by a more systematic study, known as phrenology. It deals with the determination of mental faculties and characteristic traits on the basis of the configuration of skull (Johnson, 1974).

The first person to develop this approach

systematically was Franz Joseph Gall (1758-1828), a famous Austrian anatomist. He collected data on heads of the inmates residing in asylums and prisons. The criminologists today consider Gall as the founder of the "Bumps and Grunts School of Criminology" Gall had assumed that the exterior of the skull would conform to the shape of the brain and the various faculties localized in different parts of the brain. Consequently the 'Bumps' on the skull would show the relative development of such faculties as congeniality, friendliness, self-esteem, firmness, sexual passion, love for offspring and so on. So "Bumps", showing high development of the areas for sexual passion, competitiveness, secretiveness, etc. would reveal the criminal tendencies. Based on these observations and comparisons, made on the heads of the non institutionalized persons, Gall concluded that a scientific theory on criminal nature could be developed (Fink, 1962).

As a matter of the fact the empirical study of crimes in modern fashion has made its beginning with the work of Cesar Lombroso (1836-1909). Lombroso tried to relate biological factors to criminal behaviours. The typical criminal could be identified by certain physical characters such as long ear lobes or none at all, a large jaw with no Chin, heavy supra orbital ridges, etc. These observations are based on a comparison, made between four hundred prison inmates and a group of Italian soldiers. However, it may be noted that the Lombrosian notion that criminal behaviour was inherited, remained popular for some more time. Keeping this in mind, the criminologists had studied the

family trees of the criminals. However, these studies were mostly inconclusive due to the fact that for example, the coloured people in United States were looked down upon by the whites and were consequently ill treated. So, it was found that the crime rate was higher among the coloured than among the white skinned people. But this does in no way prove that a criminal behaviour, based on physical characters, is an inherited trait (Colemen and Cressey, 1984).

The impetus for stressing heredity, as an important factor for all criminal behaviours, has come from a book, entitled "The Jukes", written by Dugdale (1942). Jukes was a fictitious name, given by the author, to a rural New York family, whose ancestry could be traced back to the early colonists. So it was considered as a true American family. The author here tried to show that the generations of the criminals and the other social deviants were the products of heredity.

Around the turn of the century, Goring (1913) with the help of his associates, spent some years in making a detail study on the prisoners. It included measurements of certain physical characters. He published his findings in a book, entitled "The English Convicts" (1913). He was of the opinion that there was no specific physical or mental character to differentiate the prisoners from the normal persons and also among the different kinds of criminals. Hooton, an American anthropologist, published a book, entitled "Crime and The Man", in 1939. This book was the result of an intensive study on the prisoners and some non - prisoners. He was of the opinion that

crimes and other forms of antisocial behaviour were due almost exclusively to physical i.e. biological inferiority and racial factors.

Shortly after publication of Hooton's book, the work of Sheldon, "Varieties of Delinquent Youth" (1949) and "Physique and Delinquency" (1956), attracted attention. Sheldon made an attempt to link a type of physique (endomorph, mesomorph and ectomorph) to certain criminal activities. He made an observation that a high percentage of criminals were found to be mesomorph.

In present time the views that criminal behaviour is hereditary and that there are some recognizable physical characteristics to identify the criminals, have totally been neglected. The recent studies on crime and delinquency lend no support to any such hypothesis.

Some recent researchs (Charles, 1978) suggest that certain abnormalities in the sex chromosomes are frequently found among those, who are associated with crimes and physical violence. The biological idea is that an extra Y chromosome makes a male uncontrollably aggressive (Mckusick, 1972). Such individuals often have been found in prison institutions.

The study of crime causation also embraces the area of mental deficiencies and psychological disorders. Goring (1913) is of the opinion that defective intelligence is a major cause of all kinds of crime, except for some kinds of fraud. To the contrary Woodward's study (1917) on this subject suggests that low intelligence plays little or no part in delinquency.


Goddard's book "Feeble-mindedness : Its Causes and Consequences" (1923), reveals that the feeble-minded persons tend to commit more crimes since they are not endowed with sufficient intelligence.

Psychological pathology is assumed to be related to faulty relationship between parents and children, especially in the early years of life. Healy (1926) has observed that in case of delinquents 91.00% of them show major emotional disturbances, whereas only 13.00% delinquents are found in the control group.

A study on 13,000 cases of delinquent children by Breckinridge and Abbott (1912), shows that about 34.00% have come from broken homes. Sheldon and Glueck (1934) in their study on the delinquents, have observed that "broken home" or "poorly" supervised home is one of the main features by which the delinquents can often be distinguished from the non-delinquents.

Abrahamsen (1949) in his book "Family Tension; Basic Cause of Criminal Behaviour", has suggested that in such home, where there is constant bickering and little respect for the rights of each individual, the child is generally "pushed around" and often neglected, and consequently, the child becomes restless and often hostile.

One of the most popular and oldest explanation, advanced for the cause of crime, is deplorable economic condition of man. Fornasari (1894) has pointed out that 85% to 90% of the convicted criminals belong to the economically proper



section in Italy.

Marx and Engels (1848) in "Capital : A Critique of Political Economy" and William A. Bonger (1916) in "Criminology and Economic Condition" have put forward the view that the capitalist structure of a society is responsible for innumerable conflicts and social problems, and criminal behaviour is a product of social conflict.

That Juvenile delinquency is related to poverty, has been studied by Burt in his work "The Young Delinquent" (1938). Burt says that over one half of the total delinquents belongs to the "Very poor and poor" families of London. A similar study has also been carried out by Baget (1941) in Liverpool. He shows that in general population, 30 percent of the families are below the poverty line, but in case of the delinquents 85.72% per cent of the families belong to the below poverty line. But in an earlier study by Healy and Bronner (1926) it is found that 73 percent of the Juvenile delinquents have come from the normal or better homes, which is quite contradictory to the general observation.

Evidence taken from the societies around the world suggests that poverty does not always produce convicts. In many very poor areas the crime rate is low : for example, in rural areas in India, the crime rate is lower, perhaps due to the fact that the people are bound by tradition, which prohibits crime, but in modern societies, where the poor live close to the affluent, the crime rate may be higher. This is due to the fact

that, the people feel deprived, if they have less wealth or status in comparison to those, who are around them. The sociologists have developed the concept of "relative deprivation" to explain this situation. Economic affluence in a society is also seen as generating crime and delinquency (Bertrant, 1967).

A Sociological explanation for crime starts with an assumption that criminal behaviour is a socially acquired behaviour. This is the basis of the theory of "differential association", put forward by Sutherland in his book "Principles of Criminology" (1947).

Sutherland (1947) is of the view that criminal behaviour, like all other social behaviour, is learnt and most of the learning takes place within the intimate personal group. The learning of a criminal behaviour involves a set of motives, drives and attitudes as well as techniques of committing crime.

Cloward and Ohlin (1960), in their book "Delinquency and Opportunity", stress the importance of opportunities for learning crime. Cohen in "Delinquent boys : The Culture of the Gang" (1955) and Short in "Crime and Juvenile Delinquency" (1971) consistently stress the influence of the company that one keeps as the root cause of crime and delinquency.

Another sociological explanation to understand the causes of crime is given by Taft (1956). Taft in his book, entitled "Criminology" (1956), shows that in any culture, which is highly competitive, materialistic and striving for prestige and status and very strongly impelled by social forces, much crimes

take place.

A "Social structure" theory to explain the crime causations, has been developed by Merton (1949). Although this theory has been modified in some ways by Merton himself, by Cohen in his book "Delinquent Boys :The Culture Of The Gang" (1955) and by Cloward and Ohlin in their book "Delinquency and Opportunity : A Theory of Delinquent Gangs" (1960), the underlying idea is that deviance is the result of a 'strain' between culturally prescribed goals and its social structure. Merton (1949), taking the example of the United States, explains that although it is one of the richest countries in the world, the crime rate is high in this country. Merton further attributes this situation to the environmental and other pressures. In the United States, 'the hard work and success' ethic is very strong. Thus, the people, who are poor, are viewed as failures. Under such circumstances, driven by the pressure to succeed, many people stretch the rules. The result is that although success is expected of everyone, it is not open to all through legitimate ways. The result is that a state of anomie exists. Merton defines this as a split between social goals and the ability to reach them. Consequently, it may be said that the social structure frustrates some individuals and does not provide any mechanism for social and personal control.

The theories, outlined above, are to explain criminality and crime in general. What strikes us is that no single theory by itself can explain and solve the question of the "totality" of criminal behaviour. This may be due to the fact that crime is

the result of manifold causes, and one has to take into account a variety of factors : social, individual, biological, environmental, etc.

Criminological research and study in India, dates back to the thirties of the present century. Some sociological studies in this sphere were made by some eminent jurists (Chandra, 1967).

In India, the beginning of criminal statistics can be traced to the Despatch No. 69 of 6th July, 1860 by the secretary of State for India, who pointed out that the information in regard to the police and their performance was defective in many essential details. This was followed by the publication (an annual statistical report) of 'Crime in India' in 1953 (Rao, 1967).

The first detailed and comprehensive empirical analysis on violence and crime in India is by Baldev Raj Nayar's study "Violence and Crime in India" (1975). In his study, Nayar has outlined the main trends and patterns of violence and crime in India. He has also studied the relation of violence and crime with economic and political forces.

Adwani (1978) in her book "Perspectives on Adult Crime and Correction" has tried to identify the relationship between selected social situations and criminal behaviours.

A few attempts have been made to analyze the geographical patterns of crime in some cities in India. The city

crime patterns in Calcutta have been investigated by Dutta (1976) and in Madras by Sivamurti, (1981, 1982). Dutta and Venugopal (1983) have studied the regional variations in crimes in India cities.

Some studies on jails too have been carried out. A mention may be made of Kumkum Chadha's book entitled 'The Indian Jail(1983) She has described the living condition of the undertrials and the convicts. Singh, in his book 'Indian Prison - A Sociological Enquiry' (1983), has presented a balanced picture of the problems, existing in the inmate - warden personnel relationship and the contradictions and harmony in which they live in within the high walls.

Dutta Ray et al.'s study on "Crime Perspective in North East India" (1986) tries to deal with the socio-economic and other factors, which contribute to deviances and crimes in Assam and Meghalaya.

In Meghalaya no study on crime problem, excepting the one mentioned above, has so far been undertaken. So it is felt that a comprehensive and systematic study on the problems of crime may be taken up with a view to understanding the socio - demographic background of the convicts in Shillong. It is just a beginning of a larger study in a very humble way.

CHAPTER - II
CRIMES IN MEGHALAYA

In this chapter the nature and frequency of crimes in Meghalaya from 1972 to September, 1991 have been given with a view to understanding how the criminal activities are gaining momentum over the period of time. These data have been collected from the records available with the office of the Inspector General of Police, Shillong.

The entire data on crime, set out in Table - I, have been classified according to the nature of crime. The major crimes like murder, rape, robbery, burglary, theft and riots have been dealt with separately, while all other crimes of minor degree have been grouped together and labelled as 'others'.

Murder :

In Table - I it is found that in 1972, when the state came into existence the frequency of murder case was 8.52%, since then upto 1975, the frequency of murder began decreasing gradually. From 1976 and onwards it again increased and reached peak in 1990, though little fluctuations in frequency could be noticed from time to time. It may be noted that from the late eighties the frequency of murder has been increasing alarmingly with the only exception in 1987 when the frequency dropped considerably.

Rape :

In 1972 the frequency of rape was less than 1.00% in the

TABLE - 1

CRIME IN MEGHALAYA

CRIME	1972	1973	1974	1975	1976	1977	1978	1979	1980	1981	1982	1983	1984	1985	1986	1987	1988	1989	1990	1991
MURDER	No 52 % 852	48 564	48 4.21	46 3.65	61 6.19	57 5.06	62 4.80	92 5.46	87 8.64	82 5.78	67 6.40	61 6.05	63 6.99	76 7.64	98 11.17	95 5.80	97 10.11	102 10.10	118 11.23	69 8.91
RAPE	No 4 % 0.65	12 1.41	6 0.52	9 0.71	12 1.21	7 0.62	9 0.69	12 1.10	12 2.08	13 0.9	15 1.43	6 0.59	15 1.66	16 1.60	19 2.16	19 1.15	16 1.66	20 1.98	37 3.52	24 3.10
ROBBERY	No 18 % 2.95	32 3.80	47 4.12	54 4.30	66 6.7	71 6.30	67 5.20	72 6.65	78 7.74	86 6.06	69 5.63	68 6.75	53 5.88	62 6.23	59 6.72	68 4.14	77 8.03	57 5.65	80 7.62	51 6.59
RIOTS	No 33 % 5.40	86 10.10	66 5.78	80 6.34	50 5.08	98 8.70	141 10.93	328 30.31	65 6.45	160 11.29	88 8.39	59 5.85	61 6.77	104 10.46	79 9.00	414 25.24	72 7.50	75 7.43	49 4.66	20 2.58
TOTAL	610	851	1140	1360	984	1126	1289	1082	1007	1417	1048	1007	901	994	877	1640	959	1009	1050	774

state and it appears to be more or less the same till 1978. After 1978 the frequency started increasing and since 1990 it has increased three folds. The major population in Meghalaya are matrilineal in nature and the women enjoy greater social and economic freedom, thus it is quite alarming to observe that the incidence of rape has steadily been increasing.

Robbery :

In 1972 the frequency of robbery was around 3.00%, since then it has been increasing and the highest record is seen in 1988 when its frequency was more than 8.00%. However in comparing with the frequency of murder and rape, the increase in frequency in case of robbery in the state it not so alarming.

Buglary :

The frequency of buglary since the creation of the state was found to be around little less than 20.00%. By and large the frequency remains same all over this period. However the highest frequency of buglary was found in 1975 when it reached 27.46%, immediately in the next year i.e., 1976, it showed a decline to 21.84% and the minimum frequency was noted in 1980 when it was 7.84%. However in 1983, it again become unusually high, as high as 25.62%. However, it is found that the frequency of buglary in that state is always below 20.00%.

Theft :

Of all the crimes, theft appears to be the most glaring

one in the state. Its frequency varies generally around 50.00% since 1972. In 1987 its frequency dropped tremendously to 26.58% and the highest frequency was noted in 1974 when it reached as high as 62.54%.

Riots :

Incidences of rioting has been breaking out in some form or the other since 1972. In 1979 and in 1987 the frequency of convicts involved in riots increased quite high to 19.50% and in 26.58% in those two years mentioned above.

Others :

In the category of 'others', all minor crimes have been included. Since 1972, its frequency has been fluctuating. In 1979 it reached as high as 32.90%. 1987 also shows fairly high frequency i.e., 27.37%. Generally it is observed that the incidences of the category of others varies between 10.00% and 14.00%.

Figure IV shows a comparative picture on the frequencies of murder, rape, robbery and riots in Meghalaya. The figure clearly suggests that all the four natures of crime have steadily been increasing since 1987, though robbery dropped considerably in 1989, however it increased again since then.

In this figure data on 1991 have not been included since no data was available after September, 1991.

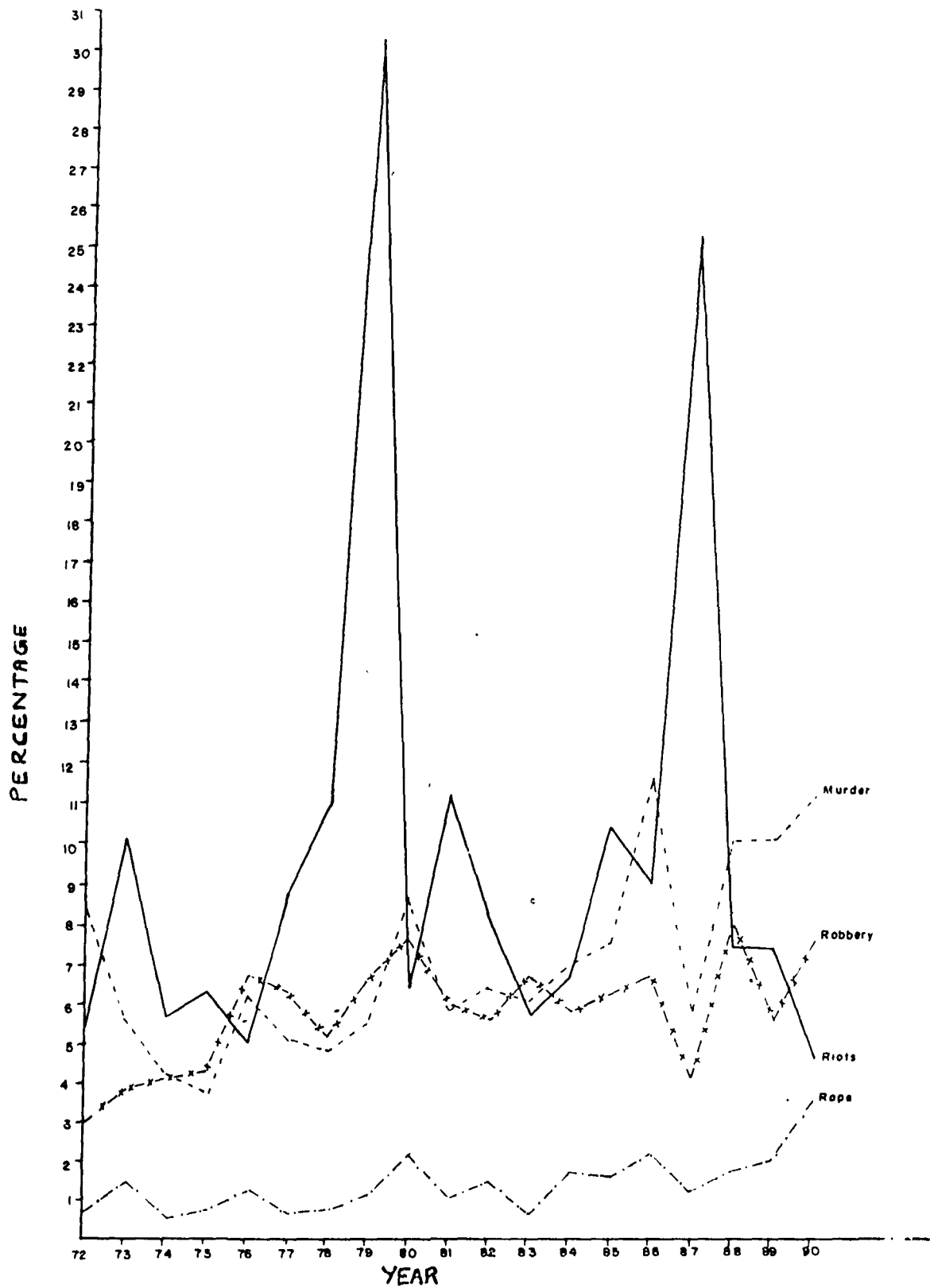


Fig IV: FOUR MAJOR CRIMES IN SHILLONG

CHAPTER - III
MATERIALS AND METHODS

In this chapter we shall describe the materials that we collected for the present study and also deal with the methods that we adopted to collect the present set of data.

Field Work :

The nature of research was brought to the notice of the senior officials of the prison and the district commissioner of the State before the field work was started in October, 1991.

The field work was carried out in two phases between October, 1991 and February, 1992, in the following way :

- I. During the first phase of field work, which was carried out in the month of October, 1991, all prison records were looked into with a view to finding out the relevant information about the convicts.

- II. The second phase of field work was carried out in the beginning of January, 1992 and continued upto the end of February, 1992. The convicts were interviewed with a view to collecting data on some selected socio-demographic parameters.

Place of Field work :

The field work was carried out in the District (Central)

Jail in Shillong.

Methods :

(1) **Sampling :** In the collection of data for the present study no particular statistical sampling method was followed. Instead a complete enumeration was done. Initially there were 275 prisoners at the time of preparing the list for the study. However, after a few months when the collection of data started it was found that a majority of them were released, a few escaped and a few others were mentally unfit. Eventually there were 125 convicts (including two female convicts) in the District Central Jail, Shillong.

(2) **Schedule :** In order to meet the objectives of the present study, collection of primary data was made through a suitable schedule. The same schedule was used for both the male and female convicts. The schedule is given in appendix "A".

Each of the convicts was interviewed in isolation from the other convicts as well as from jail officials. Each of the questions was properly explained time and again to the convicts. The interview from each of the convicts was taken without much difficulty, as there was not much language problem.

The prison inmates were encouraged to talk about their individual life, crimes committed by them, etc. It may

also be pointed that the inmates were initially very cautious but eventually most of them overcome such initial hesitation. However, in a few cases it was found that the convicts refused to furnish relevant information even after a lot of persuasion.

During the process of collection of data/information, certain sections of the prison were visited and informal discussions were held with the inmates as well as with the custodians.

Materials :

- (1) **Prison records :** The collection of secondary data was done at the initial stage of the field work. As a normal practice the prison office keeps all relevant information about each inmate in its register. Such secondary data were of great help in finding out the categories of crime committed by the convicts, the period of their imprisonment and some other relevant information.
- (2) **The Schedule :** During the second phase of the present field work, each of the 125 convicts was interviewed with the help of a schedule. The following types of data were collected :
 - (a) **Demographic Aspects :**
 - i. Age; ii. Sex; iii. Ethnicity; iv. Religion
 - v. Place of origin; vi. Place of residence;
 - vii. Marital status; viii. Habitual offenders, etc.

(b) Social Aspects :

- i) Education;
- ii) Occupation;
- iii) Income;
- iv) The background (Rural, Urban) to which the convict belongs to;
- v) The convicts attitude towards his/her parents and siblings;
- vi) The convicts attitude towards his/her spouse (if any); and his/her relation with the children;
- vii) Types of companions the convict used to keep;
- viii) The nature of home in which the convict has been brought up;
- ix) The kind of treatment (i.e., discipline) the convict had received during his/her childhood and/or adolescent period.

(c) Crime History :

- i) Nature of crime;
- ii) Who and/or what circumstances provoked the convict to commit the crime;
- iii) To what extent the convict is repentent for committing crime;
- iv) Reasons behind each crime; all possible precipitating reasons for committing crime have been collected.

Classifications followed :

We have made some arbitrary classifications for our convenience to analyse the entire data, collected for the purpose of the present study. These are as follows :

Age :

We have classified the age to the convicts in the following arbitrary categories :

Category I - Young : Those below 25 years of age;

Category II - Middle aged: Those between 25-45 years of age;

Category III - Old : Those above 45 years of age;

Education :

The educational background has been classified into four classes, which are as follows :

Category I - Illiterate : Those who cannot read and write;

Category II - Read upto class VIth : Those who have studied upto the VIth standard.

Category III - Between VIth and Xth standard: Those who have studied between VIth and Xth standard.

Category IV - Matriculate and above : Those have passed Matriculation and/or above.

Occupation :

- It is observed that the convicts have different types of occupation. So we have classified their occupation into the following categories :

Category I - Casual worker : Casual workers are those, who do not have any permanent position but earn as and when they get jobs and also include those, who have been working for a considerable period in a place but earn as daily workers;

Category II - Monthly earner : Monthly earners are those, who have some fixed monthly income through service;

Category III - Traders : Traders are those, who have some kind of private business or trade;

Category IV - Cultivator : Cultivators are those, who solely depend on land i.e., agriculture;

Income :

In order to make an arbitrary classification of income of the convicts, we have not taken into consideration per capita income. We have made the classification on the basis of annual income as given by the convicts. These are as follows :

Category I - Low Income: Those have an annual income below
Rs.25,000/-;

Category II - Middle Income: Those have an annual income between
Rs.25,001/- and Rs.45,000/-;

Category III - High Income: Those have an annual income above
Rs.45,001/-;

Rural/Urban Background :

In order to understand the rural - urban background of the convicts we have made the following classification :

Category I - Rural : One was born and brought up in a rural area;

Category II - Urban : One was born and brought up in an urban area;

Category III - Rural/Urban: One, who was born in rural area but spent a considerable period in an urban area.

Discipline :

The type of discipline, the convicts had experienced during their childhood, has been classified in the following categories :

Category I - Lax : Absence and/or very mild methods of discipline;

Category II - Severe : Disciplinary methods such as beating, severe scolding etc.;

Category III - Proper : Reasoning, resorting to scolding and beating when situation demanded;

Type of Family :

The types of family to which the convicts belong have been classified into the following ways :

Category I - Nuclear : Consisting of a married couple and their children;

Category II - Joint : Consisting of a married couple, their children and other relations;

Category III - Single : Irrespective of marital status the person lives alone.

-

The categories of the types of family suggested above have been worked out for the convenience of analysis and may not follow the strict anthropological definition of types of family.

The convict :

The important question associated with the present study is how to define the term convict, in order to bring relevance to the study. According to the Indian Penal Code (1972) "those having been convicted shall be guilty of any offences punishable under either of those chapters with like imprisonment for the like term, shall be subject for every such subsequent

offence to imprisonment for life, or to imprisonment of either description for a term which may extend to ten years". (IPC S.75)

In the present study it was found that out of the total 125 prisoners only a few of them could be called convicts as per the above definition. Thus, in the context of the present study it becomes important therefore to adopt a working definition of the term convict and may be stated as follows :

A convict "is a person who has been arrested for some alleged commitment of crime(s) and is remanded in the jail by the court of law".

CHAPTER - IV

DEMOGRAPHY

The status of an individual or his position in the social order in regard to certain attributes (example age, sex, community, marital status etc.) can provide an explanation on the likelihood of a given individual, committing a crime (Adwani, 1978). In this chapter, how these variables which may be responsible for the nature and extent of crime, have been examined.

(1) Age structure :

The present sample of 125 convicts (including 2 females) have been arbitrarily classified into three broad age categories, viz., i) below 25 years - they are considered as young people; ii) between 25 and 45 years - they are considered as middle aged people and iii) above 45 years they are considered as aged people.

Table 2 shows the percentage of the convicts in these three age categories i.e., young, middle aged and aged are 36.59%, 57.72% and 5.69% respectively. It is found that a majority of the convicts belong to the middle age group, while a considerable number of the convicts are young and only a very few, are aged i.e., 45 years and above.

This table further shows that among the convicts in the lowest age group i.e., young, 23.81% are the tribals, who

TABLE - 2

Age Group of the Male Convicts

NATURE OF CRIME	BELOW 25 YRS.		25-45 Yrs.		ABOVE 45 Yrs.		TOTAL	
	TRIBAL	NON-TRIBAL	TRIBAL	NON-TRIBAL	TRIBAL	NON-TRIBAL	TRIBAL	NON-TRIBAL
Murder	No 5 % 31.25 % (23.81)	- - - -	10 62.50 (27.78)	12 85.71 (34.29)	1 6.25 (25.00)	2 14.29 (66.67)	16 -	14 -
Rape	No - % -	- - - -	1 100.00 (2.78)	- - -	- - -	- - -	1	-
Theft	No 8 % 33.33 % (38.10)	18 54.55 (75.00)	14 58.33 (38.89)	14 42.42 (40.00)	2 8.33 (50.00)	1 3.03 (33.33)	24	33
Arson	No 1 % 25.00 % (4.76)	- - -	3 75.00 (8.33)	2 100.00 (5.71)	- - -	- - -	4	2
Multiple Crimes	No 7 % 63.63 % (33.33)	2 28.57 (8.33)	3 27.27 (8.33)	5 71.42 (14.29)	1 - (25.00)	- - -	11	7
Minor Crimes	No - % -	4 66.67 (16.67)	5 100.00 (13.89)	2 33.33 (5.71)	- - -	- - -	5	6
All Crimes	No 21 % 34.43	24 38.71	36 59.02	35 56.45	4 6.55	3 4.84	61	62
GRAND TOTAL	No 45 % 36.59		71 57.72		7 5.69		123 100.00	

First percentage indicates percentage in the category of crime.

Second percentage (within parenthesis) indicates percentage in the age category.

have committed murder, whereas no non-tribal is guilty of murder charge in the same age category. In this age category 38.10% and 75.00% are tribals and non-tribals respectively, who have been found guilty of theft charge. 33.33% of the tribal convicts and 8.33% of the non-tribal convicts in this age category have committed multiple crimes. There is only one case of arson, committed by a young tribal convict. 16.67% of the non-tribal convicts in the young age category are guilty of minor crimes.

In the middle age category 27.78% of the tribal and 34.29% of the non-tribal convicts have committed murder, while 38.89% and 40.00% of the tribal and non-tribal convicts respectively are guilty of theft charges. 8.33% and 14.29% of all in this age group, who have committed multiple crimes, are tribal and non-tribal respectively. 8.33% of the this age category have committed arson. About 13.89% of the tribal convicts and 5.71% of the non-tribal convicts have committed minor crimes. There is a solitary case of rape, and it has been committed by a middle aged tribal person.

There are a very few persons (both tribal and non-tribal) who are guilty of one or the other charge, belonging to the oldest age group.

It is further seen from Table 2 that out of 30 murder cases, 22 cases i.e., 73.33% have been committed by the middle aged persons and 16.66% by the young persons,

whereas out of 57 theft cases 49.12% have been committed by the middle aged people and 45.61% by the young people. Again out of 71 middle aged convicts, 22 i.e., 30.98% have committed murder, whereas out of 45 young persons, only 5 (i.e., 11.11%) are guilty of the same charge.

The above findings indicate that the middle aged persons have committed more murders and intricate crimes (taken into consideration the multiple crimes also) than the young people, who are more involved in lesser aggressive crimes.

(2) Sex :

Altogether there are 125 convicts in the jail, out of which there are 2 female convicts (i.e., 1.60% of the total convicts). So far, this jail is concerned, it appears that crime is almost exclusively a male affair.

Of the two female convicts, one has been charged with immoral trafficking and the other for the sale of prohibitory drugs, etc. The former, aged about 20 years, is a Nepali by ethnic origin and the latter, aged 22 years, is a Khasi.

It appears that in Shillong hardly one will find a female offender and as mentioned, it is almost the monopoly of the males to commit various types of offences.

For all statistical analyses, these two female offenders have not been considered. However, we shall discuss about them at appropriate places. Therefore, the entire analyses are based on 123 male convicts.

(3) Marital status :

Table 3 shows the marital status of the male convicts by nature of crime. It is found that 53.66% of the convicts are unmarried, while 31.71% are married and 14.63% are separated/divorced.

It is therefore seen that the unmarried individuals are more involved in committing crime.

It is found that 29.17% and 16.67% of the unmarried tribal and non-tribal individuals respectively are involved in murder cases, whereas 25.00% and 40.00% of the married tribal and non-tribal persons respectively have committed murder. In case of the separated/divorced individuals, 23.07% are tribals and 20.00% non-tribals who have committed murder. Further, it is seen that 21.21% of the unmarried convicts (taking both tribal and non-tribal together) have committed murder, while 30.77% of the married convicts and 22.22% of the separated/divorced convicts are involved in murder cases. It shows that the unmarried individuals have committed more murder than the married and separated/divorced individuals.

It is found that 41.67% of the married tribals and 33.33%

TABLE 3

MARITAL STATUS OF THE MALE CONVICTS

NATURE OF CRIME	UNMARRIED		MARRIED		SEPERATED/ DIVORCES		TOTAL	
	TRIBAL	NON-TRIBAL	TRIBAL	NON-TRIBAL	TRIBAL	NON-TRIBAL	TRIBAL	NON-TRIBAL
MURDER	No 7 % 43.75 % (29.17)	No 7 % 50.00 (16.67)	No 6 % 37.50 (25.00)	No 6 % 42.86 (40.00)	No 3 % 18.75 (23.07)	No 1 % 7.14 (20.00)	No 16	No 14
RAPE	No - % -	No - % -	No - % -	No - % -	No 1 % 100.00 (7.69)	No - % -	No 1	No -
THEFT	No 9 % 37.50 % (37.50)	No 24 % 72.73 (57.14)	No 10 % 41.67 (41.67)	No 5 % 15.15 (33.33)	No 5 % 20.83 (38.46)	No 4 % 12.12 (80.00)	No 24	No 33
ARSON	No 2 % 50.00 % (8.33)	No - % -	No 2 % 50.00 (8.33)	No 2 % 100.00 (13.33)	No - % -	No - % -	No 4	No 2
MULTIPLE CRIME	No 5 % 45.45 % (20.83)	No 5 % 71.43 (11.90)	No 3 % 27.27 (12.50)	No 2 % 28.57 (13.33)	No 3 % 27.27 (23.08)	No - % -	No 11	No 7
MINOR CRIMES	No 1 % 20.00 % (4.17)	No 6 % 100.00 (14.29)	No 3 % 60.00 (12.50)	No - % -	No 1 % 20.00 (7.69)	No - % -	No 5	No 6
ALL CRIMES	No 24 % 39.34	No 42 % 67.74	No 24 % 39.34	No 15 % 24.19	No 13 % 21.31	No 5 % 8.06	No 61	No 62
GRAND TOTAL	No 66 % 53.66	No 39 % 31.71	No 18 % 14.63	No 123 % 100.00				

First percentage indicates percentage in the crime category.

Second percentage (within parenthesis) indicates percentage in the marital status category.

of the married non-tribals are involved in theft cases. Among the unmarried convicts 37.50% tribals and 57.14% non-tribals have committed theft. Similarly, 38.46% and 80.00% are the tribal and non-tribal respectively of the separated/divorced persons, who are involved in theft cases. Further, it has been found, after combining the tribal convicts with their non-tribal counterparts, that 50.00% of the unmarried as well as separated/divorced persons and 38.46% of the married persons have committed theft. In case of other crimes, the frequencies are stray. From the above findings it can be observed that the unmarried people are more involved in murder and theft cases than the married and the separated/divorced individuals.

As mentioned earlier, there are only two female convicts in this jail. Both of them are separated/divorced.

(4) **Ethnic Affiliation :**

Table 4 shows the frequencies of the tribal convicts. In Meghalaya, the three major tribes viz., the Garo, Jaintia and Khasi, are involved in committing crimes. The maximum number of the tribal convicts in Shillong belong to the Khasi community (59.18%), followed by the Jaintia (30.61%) and the Garo (10.20%).

When the nature of crime is considered, it is found that the maximum number of theft cases has been recorded i.e.,

TABLE - 4

Ethnic classification of the Male convicts (TRIBAL)

ETHNIC GROUP	MURDER	RAPE	THEFT	ARSON	MULTIPLE CRIMES	MINOR CRIMES	NO CRIMES	ALL CRIMES	*
GARO	No %	- -	3 60.00 (15.00)	- -	1 20.00 (9.09)	1 20.00 (25.00)	5	10.20	(8.20)
JAINTHIA	No %	1 6.66 (100.00)	4 26.66 (20.00)	3 20.00 (75.00)	1 6.66 (9.09)	3 20.00 (75.00)	15	30.61	(24.60)
KHASI	No %	- -	13 44.82 (65.00)	1 3.44 (25.00)	9 31.03 (81.82)	- -	29	59.18	(47.54)
TOTAL	No %	1 2.04	20 40.81	4 8.16	11 22.44	4 8.16	49	100.00	
BODO	No %	- -	2 100.00 (100.00)	- -	- -	- -	2	50.00	(3.27)
KACHAR	No %	- -	- -	- -	- -	1 50.00 (100.00)	2	50.00	(3.27)
TOTAL	No %	- -	2 50.00	- -	- -	1 25.00	4	100.00	
OROAN	No %	- -	- -	- -	- -	- -	1	14.29	(1.64)
SANTHAL	No %	- -	1 16.67 (100.00)	- -	- -	- -	6	85.71	(9.84)
TOTAL	No %	- -	1 14.28	- -	- -	- -	7	100.00	
MIZO	No %	- -	1 100.00 (100.00)	- -	- -	- -	1	100.00	(1.64)
GRAND TOTAL	No %	1 (1.64)	24 (39.34)	4 (6.56)	11 (18.03)	5 (8.19)	61	100.00	100.00

First percentage indicates percentage of the ethnic group.

Second percentage (within parenthesis) indicates percentage in the crime category.

* Percentage out of the total number of tribal convicts.

(40.81%), followed by multiple crimes (22.44%) and murder (18.36%). The frequencies of arson and other offences are 8.16% each, whereas there is only one case of rape i.e., 2.04%, committed by a Jaintia convict.

Of the persons, charged with theft 65.00% of them are the Khasi, 20.00% Jaintia and 15.00% Garo. In case of multiple crimes 81.82% are the Khasi and only 9.09% (each) are the Garo and Jaintia. Of the convicts with murder charges, 66.67% are the Khasi and the rest 33.33% are the Jaintia. No incidence of murder case has been reported against the Garo.

Besides the above mentioned three major tribes of Meghalaya, a few migrant tribes, like the Santhal, Oraon, Mizo, Bodo etc, are also involved in committing crimes. It is further seen from Table 4 that most of the convicts, in the category of the migrant tribal group, are guilty of murder charges and a very few of theft charge.

From the above findings it can be said that the Khasi, which is the major ethnic group in Meghalaya, are committing crimes of various types in much higher frequencies than the other tribal populations - both indigenous and migrant.

Table 5 indicates the nature of crimes, committed by the non-tribal groups in Shillong. The highest number of convicts is found among the Nepalese (56.45%), followed by

TABLE - 5

Ethnic classification of the Male convicts (Non-Tribal)

ETHNIC GROUP	MURDER	THEFT	ARSON	MULTIPLE CRIMES	MINOR CRIMES	ALL CRIMES
ASSAMISE	No. 4 % 80.00 (12.12)	-	-	-	1 20.00 (16.67)	3 8.06
BENGALI	No. 3 % 60.00 (9.09)	-	-	2 40.00 (28.57)	-	5 8.06
BIHARI	No. 3 % 50.00 (21.42)	1 16.66 (3.03)	-	1 16.66 (14.28)	1 16.66 (16.67)	6 9.68
MANIPURI	No. 2 % 50.00 (6.06)	-	-	2 50.00 (28.57)	-	4 6.45
NEPALI	No. 11 % 31.42 (78.47)	20 57.14 (60.60)	2 5.71 (100.00)	-	2 5.71 (33.33)	35 56.45
ORIYA	No. 2 % 100.00 (6.06)	-	-	-	-	2 3.22
PUNJABI	No. 1 % 50.00 (0.03)	1 50.00 (0.03)	-	1 50.00 (14.28)	-	2 3.23
TRIPURI	No. 1 % 33.33 (14.28)	-	-	1 33.33 (14.28)	2 66.67 (33.33)	3 4.84
ALL NON-TRIBAL	No. 14 % 22.60	33 53.22	3 3.22	11 11.29	9 9.57	62 100.00

First percentage indicates in the ethnic category.

Second percentage (within parenthesis) indicates percentage in the crime category.

the Biharis (9.68%), the Bengalese and the Assamese (8.06% each), the Tripuri (4.84%) and the Punjabis and the Oriyas (3.23% each).

Of all the murder cases, committed by the non-tribals, the Nepalese are involved in 78.57% and the Biharis in 21.42% cases. No other non-tribal is involved in any murder case. On all the theft cases 60.60% have been committed by the Nepalese, whereas the Assamese and the Bengalese are involved in 12.12% and 9.09% cases respectively and both the Manipuri and the Oriya is 6.06% each. 3.03% of all theft cases have been committed by the Punjabis. The similar frequency is also found among this Biharis.

It is noted that among the non-tribal convicts in Shillong no rape case has been reported.

Further, it is found from Table 5 that there are 7 cases of multiple crimes, committed by the non-tribal convicts- the Bengali, Manipuri, Panjabi, Bihari and Tripuri. There are only 2 cases of arson, committed by the Nepali convicts.

From the above findings it may be observed that of all the non-tribal convicts in Shillong, the Nepalese are more involved in committing crimes, both major and minor, than the other non-tribal peoples. Figure V shows the various types of crimes committed by the tribal and non-tribal convicts.

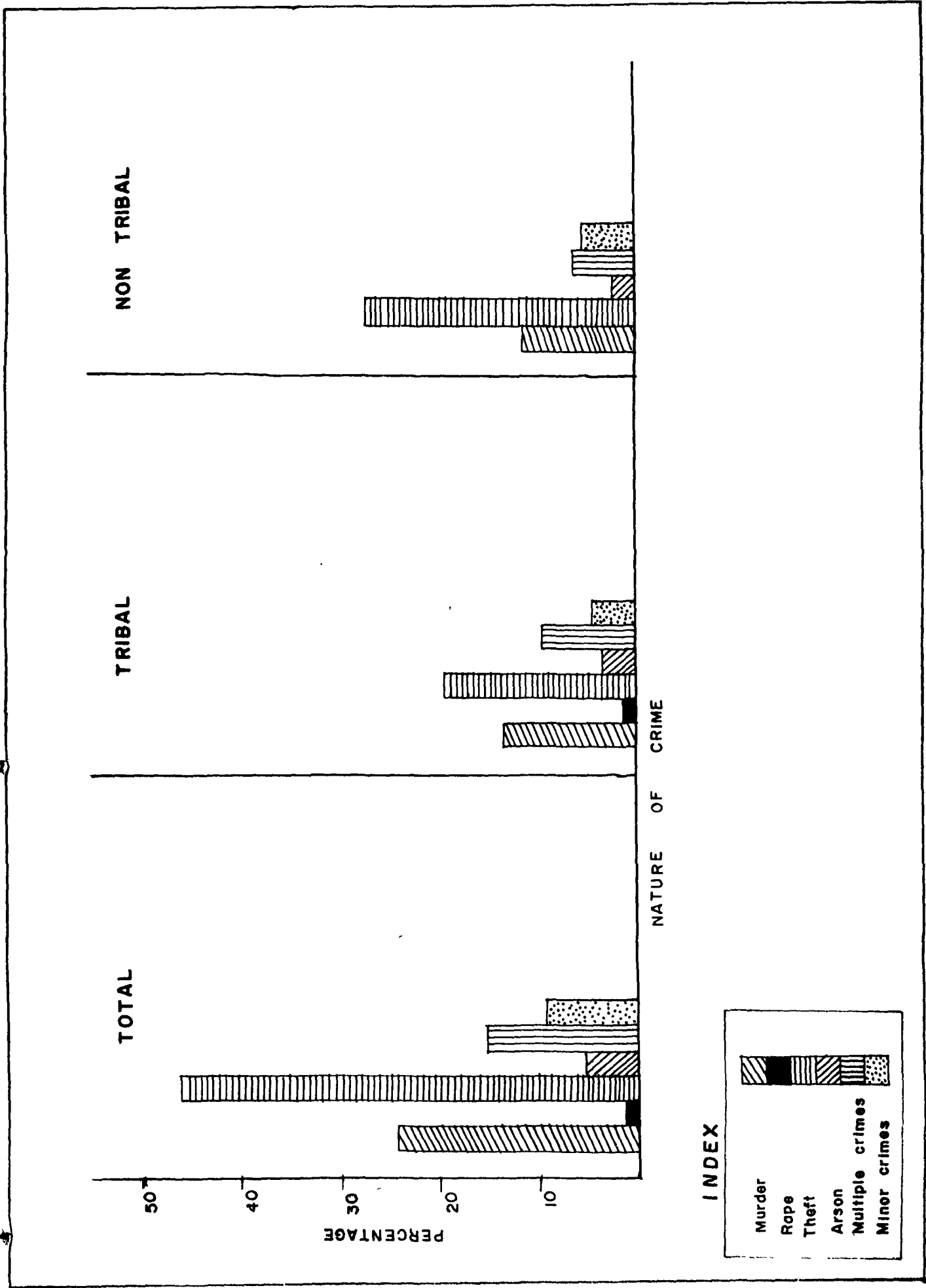


FIG. V

(5) Bi-nomial Test For Equality of Proportion :

Table 6 shows Bi-nomial Test for equality of proportions, in respect of murder and theft between any two population.

When the murder cases are taken into consideration it is found that there is significant difference between the Khasi and Santhal and also between the Jaintia and Santhal. However, no significant differences has been observed between the Khasi and Jaintia, between the Khasi and Bihari, between the Khasi and Nepali and also between the Nepali and Bihari.

In the category of theft there is no significant difference in equality of proportion between the Khasi and Garo, the Khasi and Bengali, the Khasi and Assamese, Garo and Jaintia, Assamese and Bengali, Bengali and Nepali and lastly between Assamese and Nepali.

In order to understand the differences, in respect of murder and theft cases, committed by the tribals and non-tribals of Meghalaya, all indigenous tribes of Meghalaya i.e., the Garo, Jaintia and Khasi have been pooled together and labelled as tribals. Similarly all permanently settled non-tribals like the Bengalese, Nepalese, Assamese etc., have been clubed together and labelled as non-tribal.

Table 7 shows the result of the bi-nomial tests for equality of proportions in respect of murder and theft between the indigenous tribe of Meghalaya and the non-

TABLE - 6

Binomial Test for equality of proportions between any two Populations.

POPULATION		MURDER	THEFT
KHASI x JAINTIA	T ₁	0.01	-
	T ₂	0.13	-
	INFERENCE	NOT SIGNIFICANT	-
KHASI x GARO	T ₁	-	0.15
	T ₂	-	0.25
	INFERENCE	-	NOT SIGNIFICANT
KHASI x SANTHAL	T ₁	0.63	-
	T ₂	0.20	-
	INFERENCE	SIGNIFICANT	-
KHASI x MANIPUR	T ₁	-	-
	T ₂	-	-
	INFERENCE	-	-
KHASI x BENGALI	T ₁	-	0.15
	T ₂	-	0.23
	INFERENCE	-	NOT SIGNIFICANT
KHASI x ASSAMESE	T ₁	-	0.35
	T ₂	-	0.24
	INFERENCE	-	NOT SIGNIFICANT
KHASI x NPALI	T ₁	0.10	0.15
	T ₂	0.11	0.12
	INFERENCE	NOT SIGNIFICANT	NOT SIGNIFICANT
KHASI x BIHARI	T ₁	0.29	-
	T ₂	0.20	-
	INFERENCE	NOT SIGNIFICANT	-
GARO x JAINTIA	T ₁	-	0.30
	T ₂	-	0.30
	INFERENCE	-	NOT SIGNIFICANT
JAINTIA x SANTHAL	T ₁	0.63	-
	T ₂	0.23	-
	INFERENCE	SIGNIFICANT	-
ASSAMESE x BENGALI	T ₁	-	0.20
	T ₂	-	0.30
	INFERENCE	-	NOT SIGNIFICANT
BENGALI x NPALI	T ₁	-	0.03
	T ₂	-	0.22
	INFERENCE	-	NOT SIGNIFICANT
NPALI x BIHARI	T ₁	0.19	-
	T ₂	0.21	-
	INFERENCE	NOT SIGNIFICANT	-
ASSAMESE x NPALI	T ₁	-	0.20
	T ₂	-	0.24
	INFERENCE	-	NOT SIGNIFICANT

TABLE - 7

Binomial test for equality of proportions
in cases of murder and theft between the
Tribal and Non-Tribal convicts.

CRIME	TOTAL NUMBER OF CONVICTS		T ₁	T ₂	INFERENCE
	TRIBAL	NON-TRIBAL			
MURDER	48 (9)	62 (14)	0.21	0.01	Significant
THEFT	(20)	(33)	0.12	0.1	Not Significant

Figure in parenthesis indicates the number of cases.

tribals. In the category of murder, it is found that there is significant difference between the tribals and the non tribals. It further shows that the non-tribals have committed more murder in comparison to their tribal counterparts. In respect of theft, no such significant difference exists between the tribal and non tribals, although the non tribals appear to have committed theft in slightly higher frequency in comparison to the tribal convicts.

(6) **Habitual offenders** :

Any person, who has been convicted more than once, is known as a habitual offender.

In the present study, it is found that 29, out of 123 convicts (i.e., 23.57%), are the habitual offenders.

Table 8 shows that among the tribal convicts 32.00% are the habitual offenders, whereas among the non-tribal convicts the percentage is 27.08%.

It is rather difficult to make any further observation on the habitual offenders on basis of such scanty sample size, though it is somewhat perceptible that among the tribal convicts, the Khasis and the Jaintia, are by far the most habitual offenders, and the same is true with the Nepalese among the non-tribal convicts.

With these demographic backgrounds, a few of the social variables shall be examined in the next chapter.

TABLE - 8

HABITUAL OFFENDERS

TRIBAL

ETHNIC GROUP	TOTAL NUMBER OF CONVICTS	NUMBER OF HABITUAL OFFENDERS	PERCENTAGE
GARO	5	2	40.00
JAINTIA	15	5	33.33
KHASI	29	8	27.58
MIZO	1	1	100.00
TOTAL	50	16	

Percentage of Habitual offenders among the tribal convicts = 32.00%.

NON-TRIBAL

ETHNIC GROUP	TOTAL NUMBER OF CONVICTS	NUMBER OF HABITUAL OFFENDERS	PERCENTAGE
BENGALI	5	3	60.00
BIHARI	6	1	16.66
NEPALI	35	8	22.85
PUNJABI	2	1	50.00
TOTAL	48	13	

Percentage of Habitual offenders among the non-tribal convicts = 27.08%.

CHAPTER - V
SOCIAL VARIABLES

In the preceding chapter various demographic aspects, relating to the convicts, have been dealt with. In the present chapter some social variables like educational level, economic condition, occupation, family type etc. of the convicts will be looked into for the purpose of ascertaining whether or not there is (are) any association with nature of crimes.

- (1) **Education** : In chapter III it has already been mentioned how the educational level has arbitrarily been classified into four categories.

Table 9 shows the educational levels of the male convicts by nature of crimes. It is found that 60.98% belong to the category I, i.e., illiterate, 22.76% to the category II i.e., read upto class V, 11.38% to the category III i.e., read between class VI and X and 4.78% to the category IV i.e., Matriculate and above.

Of the tribal convicts, it is found that 68.85% belong to the category I, 13.11% each to the II and III categories and 4.92% to the category IV.

In case of the non-tribal convicts, 53.22% belong to the category I, while 32.26%, 9.68% and 4.83% belong to the categories II, III and IV respectively.

TABLE 9

Educational level of the Male convicts.

	ILLITERATE		READ UPIO CLASS V		CL. VI - CL. X		MATRICULATE & ABOVE		TOTAL	
	TRIBAL	NON-TRIBAL	TRIBAL	NON-TRIBAL	TRIBAL	NON-TRIBAL	TRIBAL	NON-TRIBAL	TRIBAL	NON-TRIBAL
MURDER	NO. 12	10	2	3	2	1	-	-	16	14
	% 75.00 (28.57)	71.43 (30.30)	12.50 (25.00)	21.43 (15.00)	12.50 (25.00)	7.14 (16.67)	-	-	-	-
RAPE	NO 2	-	-	-	-	-	-	-	1	-
	% 100.00 (2.38)	-	-	-	-	-	-	-	-	-
THEFT	NO 13	17	4	11	5	5	2	-	24	33
	% 54.17 (30.95)	51.52 (51.52)	16.67 (50.00)	33.33 (65.00)	20.83 (62.50)	15.15 (83.33)	8.33 (66.67)	-	-	-
ARSON	NO 4	2	-	-	-	-	-	-	4	2
	% 100.00 (9.52)	100.00 (6.06)	-	-	-	-	-	-	-	-
MULTIPLE NO CRIMES	NO 7	-	2	4	1	-	1	3	11	7
	% 63.64 (16.67)	-	18.18 (25.00)	57.14 (20.00)	9.09 (12.50)	-	9.09 (33.33)	42.86 (100.00)	-	-
MINOR CRIMES	NO 5	4	-	2	-	-	-	-	5	6
	% 100.00 (11.91)	66.67 (12.12)	-	33.33 (10.00)	-	-	-	-	-	-
ALL CRIMES	NO 42	33	8	20	8	6	3	3	61	62
	% 68.85	53.22	13.11	32.26	13.11	9.68	4.92	4.83	-	-
GRAND TOTAL	NO 75	75	28	28	14	14	6	6	123	123
	% 60.98	60.98	22.76	22.76	11.38	11.38	4.78	4.78	100.00	100.00

First percentage indicates percentage in the crime category.

Second percentage (within parenthesis) indicates percentage in the educational level.

It is seen that the frequency of illiteracy is much higher among the tribal convicts than among the non-tribal convicts.

Considering each crime separately, it is found that 75.00% of the illiterate tribal convicts have committed murder, while only a few tribal convicts in the II and III categories of education are guilty of murder charges. Among the non-tribal convicts 71.43% of the illiterates have committed murder, while, like the tribal convicts, only a few individuals in the categories II and III, have committed murder. None is guilty of murder charge in category IV.

There is a solitary case of rape and it has been committed by an illiterate tribal convict.

It is found that among the tribal convicts 54.17%, 16.67%, 20.83% and 8.33%, belonging to the educational categories I, II, III and IV respectively, have committed theft. There is no instance of theft case among the non-tribal convicts, belonging to the educational category IV, though 51.52%, 33.33% and 15.15% of the non-tribal convicts; belonging to the 1st, 2nd and 3rd categories respectively, are guilty of theft charges.

There are 6 cases of arson, committed by the illiterate tribal and non-tribal convicts. No convict in any other educational category, in case of both tribal and non-tribal, is guilty of arson.

It is found that among the tribal convicts 63.64%, 18.18%, 9.09% and 9.09%, belonging to the educational categories I, II, III and IV respectively, are guilty of multiple crimes. Among the non-tribal convicts there are altogether seven individuals, who have been found guilty of multiple crimes. Of these seven individuals 4 i.e., 57.14% and 3 i.e., 42.86% belong to the educational categories II and IV respectively.

It is further observed that five individuals (i.e., 100%) among the illiterate tribal convicts have been found guilty of minor crimes, while among the non-tribal convicts four persons (i.e., 66.67%) of the category I and two (i.e., 33.33%) of the category II, have committed some minor crimes.

In the present study there are two women convicts, who have not been considered for the above analysis. Of the two women convicts one, who is a tribal and has read upto class X (i.e., category III), has been charged with the sale of prohibited drugs. The other women convicts, who is a non-tribal with education upto class V (i.e., category II) has been apprehended for immoral trafficking. In both cases, it is found that they are not sufficiently educated though they are not, in the strict sense, illiterate.

Table 9 further shows that of the tribal convicts, belonging to the educational category I, 28.57% have been charged with murder cases, while 30.95%, 16.67% and 11.91% have been convicted for theft, multiple crimes and minor crimes respectively. In addition to above, 2.38% and 9.52% are guilty of rape and arson respectively. Among the non-tribal convicts of the educational

category I, 30.30%, 51.52% and 12.12% respectively are guilty of murder, theft and minor crimes. Only 2 individuals among them i.e., 6.06%, are guilty of arson. Among the illiterate non-tribal convicts there is no instance of rape or multiple crimes.

Of all the tribal convicts, belonging to the educational category II, 50.00% are guilty of theft charge and 25.00% each of murder and multiple crimes and 13.11% of minor crimes. Of the non-tribal convicts of the educational category II, 55.00% are guilty of theft charge, while 15.00%, 20.00% and 10.00% respectively are guilty of murder, multiple crimes and minor crimes. Among the non-tribal convicts of this educational category there is no case of either rape or arson.

There are altogether eight tribal convicts, who belong to the educational category III. Of these convicts 25.00%, 62.50% and 12.50% are guilty of murder, theft and multiple crimes respectively. In this educational category there are six non-tribal convicts, five of them (i.e., 83.33%) are guilty of theft and one (i.e., 16.67%) of murder. In the educational category IV, there are three tribal and three non-tribal convicts. Of the tribal convicts two (i.e., 66.67%) have committed theft, while one (i.e., 33.33%) is guilty of multiple crimes. But all the three non-tribal convicts (i.e., 100%) are guilty of multiple crimes.

- (2) Occupation : Table 10, shows the occupational pattern among the convicts by the nature of crimes. In chapter III occupational categories have already been described.

It is seen that 68.30% of the total male convicts are the casual workers (i.e., occupational category I), while 13.82%, 4.88% and 13.00% are monthly earners (i.e. occupational category II), traders (i.e., occupational category III) and cultivators (i.e., occupational category IV) respectively.

When the tribal and the non tribal convicts are considered separately, it is found that among the tribal convicts 62.30% belong to the occupational category I, while 9.83%, 3.27% and 24.60 belong to the categories II, III and IV respectively. In case of the non-tribal convicts it is seen that 74.20%, 17.74%, 6.45% and 1.61% belong to the occupational categories I, II, III and IV respectively.

When each category of crimes is considered separately, it is found that 50.00% of the tribal convicts, charged with murder, are the casual workers (i.e., occupational category I), while 6.25% and 43.75% belong to the occupational categories II and IV respectively. There is not a single murder case among the tribal traders (i.e., category III). There is one case of rape, committed, by a tribal cultivator (i.e., category IV).

TABLE 10
Occupational Pattern of the Male convicts.

	CASUAL WORKERS		MONTHLY EARNERS		TRADER		CULTIVATOR		T O T A L	
	TRIBAL	NON-TRIBAL	TRIBAL	NON-TRIBAL	TRIBAL	NON-TRIBAL	TRIBAL	NON-TRIBAL	TRIBAL	NON-TRIBAL
MURDER	NO	11	2		-	1	7	-	16	14
	%	79.57	14.28		-	7.14	43.75	-		
	%	(21.05)	(18.18)		-	(25.00)	(46.67)	-		
RAPE	NO	-	-	-	-	-	1	-	1	-
	%	-	-	-	-	-	100.00	-		
	%	-	-	-	-	-	(6.67)	-		
THEFT	NO	17	5	4	1	1	2	1	24	33
	%	70.83	15.15	16.67	4.17	3.03	8.33	3.03		
	%	(44.74)	(45.45)	(66.66)	(50.00)	(25.00)	(13.33)	(100.00)		
ARSON	NO	2	-	-	-	-	2	-	4	2
	%	50.00	-	-	-	-	50.00	-		
	%	(5.26)	-	-	-	-	(13.33)	-		
MULTIPLE	NO	7	3	1	1	2	2	-	11	7
CRIMES	%	63.64	42.85	9.09	9.09	28.57	18.18	-		
	%	(18.42)	(27.27)	(16.67)	(50.00)	(50.00)	(13.33)	-		
MINOR	NO	4	1	-	-	-	1	-	5	6
CRIMES	%	80.00	16.67	-	-	-	20.00	-		
	%	(10.53)	(9.09)	-	-	-	(6.67)	-		
ALL	NO	38	11	6	2	4	15	1	61	62
CRIMES	%	62.30	17.74	9.83	3.27	6.45	24.60	1.61		
GRAND	NO	84	17	17	6	6	16	16	123	100.00
TOTAL	%	68.30	13.82	13.82	4.88	4.88	13.00	13.00		

First percentage indicates percentage in the crime category.

Second percentage (within Parenthesis) indicates percentage in the occupational category.

Under the theft cases it is seen that 70.83%, 16.67%, 4.17% and 8.33% of the tribal convicts belong to the occupational categories I, II, III and IV respectively. The four cases (two each) of arson have been committed by the persons, belonging to the occupational categories I and IV. In case of multiple crimes, committed by the tribal convicts, it is found that 63.64% belong to the occupational category I, while 9.09%, 9.09% and 18.18% respectively are of the occupational categories II, III and IV.

Among the tribal convicts there are five individuals, who are guilty of minor crimes. Of these five, four are casual workers (i.e., category I) and one is a cultivator (i.e., category IV).

Of the non-tribal convicts, who have committed murder, 78.57%, 14.28%, and 7.14% belong to the occupational categories I, II and III respectively. No one is found to be guilty of murder belonging to the occupational category IV (i.e., cultivator).

Of all the non-tribal convicts, who are guilty of theft, 78.79%, 15.15, 3.03% and 3.03% belong to the occupational categories I, II, III and IV respectively. Among the non-tribal convicts charged with multiple crime, 28.57%, 42.85% and 28.57% belong to the occupational categories I, II and III respectively. No one in the

occupational category IV is found to be guilty of committing multiple crimes.

There are two cases of arson among the non-tribal convicts and both of them are casual workers (i.e., occupational category I). There are six non-tribal convicts, who have committed minor crimes. Five (i.e., 83.33%) belong to the occupational category I and one (i.e., 16.67%) to the occupational category II.

- (3) Income: The income of the convicts has been considered on the basis of the information given by 109 convicts only. In Chapter III the classification of income has already been given.

Table 11 indicates the yearly income of the convicts by nature of crimes. It is seen that 86.24% of the convicts belong to the low income group (i.e., category I), 6.42% to the middle income group (i.e., category II) and 7.34% to the high income group (i.e., category III).

When the tribal and non-tribal convicts are dealt with separately on the basis of income, it is found that 92.00%, 2.00% and 6.00% of the tribal convicts belong to the low, middle and high income groups respectively and 81.36%, 10.17% and 8.47% of the non-

TABLE - 11

Income Distribution of the Male Convicts.

		LOW		MIDDLE		HIGH		TOTAL	
		TRIBAL	NON TRIBAL	TRIBAL	NON TRIBAL	TRIBAL	NON TRIBAL	TRIBAL	NON TRIBAL
MURDER	NO.	1	9	-	2	1	2	12	13
	%	21.7	69.23		15.38	8.33	15.38		
	%	25.00	18.75		(33.33)	(33.33)	(40.00)		
RAPE	NO.								
	%								
	%								
THEFT	NO.	21	28	-	1	-	3	21	32
	%	100.00	87.50		3.13		9.37		
	%	45.65	(58.33)		(16.67)		(60.00)		
ARSON	NO.	2	-	1	2	-	-	3	2
	%	66.67		33.33	100.00				
	%	4.35		(100.00)	(33.33)				
MULTIPLE CRIMES	NO.	10	6	-	-	-	-	10	6
	%	100.00	100.00						
	%	21.74	12.50						
MINOR CRIMES	NO.	4	5	-	1	2	-	4	6
	%	50.00	83.33		16.67	50.00			
	%	4.35	10.42		(16.67)	(66.67)			
ALL CRIMES	NO.	46	48	1	6	3	5	50	59
	%	92.00	81.36	2.00	10.17	6.00	8.47		
GRAND TOTAL	NO.	94		7		8		109	
	%	86.24		6.42		7.34		100.00	

First percentage indicates percentage in the crime category.

Second percentage within parenthesis indicates percentage in the income category.

tribal convicts respectively belong to the low, middle and high income groups.

Considering the nature of crimes separately, it is found that under the charges for murder, 91.67% and 8.33% of the tribal convicts belong to the income categories I and III respectively, whereas among the non-tribal convicts 69.23% are of the income category I and 15.38% each of the income categories II and III. It shows that the people, both tribal and non-tribal, of the low income category are more prone to committing murder for one reason or the other than the people of higher income groups.

There are altogether 21 cases of theft (i.e., 100%) among the tribal convicts, belonging to the low income group, whereas among the non-tribal convicts, who are guilty of the same charge, 87.50%, 3.31% and 9.37% belong to the income categories I, II and III respectively.

There are altogether five cases of arson - three committed by the tribals and two by the non-tribals. Of the three tribal convicts, charged with arson, two (i.e., 66.67%) belong to the low income category and one to the middle income group. There are two non-tribal convicts, charged with arson, and both of them belong to the middle income group (i.e., category II).

There are sixteen convicts, who are guilty of multiple crimes. Ten of them are tribals and six non-tribals. All these sixteen convicts belong to the low income group (i.e., category I).

There are ten convicts, charged with minor crimes, of which four are tribals and six non-tribals. Of the tribal convicts, two each (i.e., 50.00%) belong to category I and III (i.e., of low and high income group respectively, whereas 5 (i.e., 83.33%) and 1 (i.e., 16.67%) of the non-tribal convicts belong to the low (i.e., category I) and middle (i.e., category II) income groups respectively.

When income level of the convicts is considered separately, it is found that among the tribal convicts, belonging to the low income group (i.e., category I) 23.91%, 45.65%, 4.35%, 21.74% and 4.35% have been charged with murder, theft, arson, multiple crimes and minor crimes respectively. Among the non-tribal counterparts in the same income group 18.75%, 58.33%, 12.50% and 10.42% are guilty of murder, theft, multiple crimes and minor crimes respectively. It shows that the majority of the convicts, both tribal and non tribal, in the low income group, are guilty of theft.

There are only seven convicts from the middle income group (i.e., category II). One is a tribal and six are non-tribals. The only tribal convict in this income category is guilty of arson, whereas among the non-tribal convicts, belonging to this category, 33.33% each are guilty of murder and arson while 16.67% each are guilty of theft and minor crimes.

In the higher income category (i.e., III) there are altogether three tribal and five non-tribal convicts. Of the three tribal convicts, one is guilty of murder and two of minor crimes. Of the five non-tribal convicts in this category two have committed murder and three are guilty of theft.

(4) Rural/Urban Background : Table 12 shows the rural/urban background of the convicts in relation to the nature of crimes. It is found that 43.90%, 38.31% and 17.89% of the convicts have come from rural (i.e., category I), urban (i.e., category II) and rural/urban (i.e., category III) background respectively.

Of the total number of tribal convicts 54.10%, 39.34% and 6.66% belong to the categories I, II and III respectively, whereas 33.87%, 37.09% and 29.03% of the non-tribal convicts belong to the categories I, II and III respectively. It shows that most of the tribal convicts were born and brought up in rural area, though a considerable number of them were born and brought up in urban setting. Only a very few tribal convicts (i.e., 6.66%) though born in rural area, eventually became urbanites. But the situation in case of the non-tribal convicts is slightly different. It is found that the non-tribal convicts are by and large equally distributed in these three categories, though slightly more people belong to the category II (i.e., urban).

TABLE - 12

Rural Urban Background of the Male
Convicts.

		RURAL		URBAN		RURAL/URBAN		TOTAL	
		TRIBAL	NON TRIBAL	TRIBAL	NON TRIBAL	TRIBAL	NON TRIBAL	TRIBAL	NON TRIBAL
MURDER	NO.	14	11	1	1	1	2	16	14
	%	87.50	78.57	6.25	7.14	6.25	14.28		
	%	42.42	(52.38)	(4.16)	(4.35)	(25.00)	(11.11)		
RAPE	NO.	1	-	-	-	-	-	1	
	%	100.00							
	%	3.03							
THEFT	NO.	5	8	16	15	3	10	24	33
	%	20.83	24.24	66.67	45.46	12.50	30.30		
	%	(15.15)	(38.10)	(66.67)	(65.22)	(75.00)	(55.55)		
ARSON	NO.	4	2	-	-	-	-	4	2
	%	100.00	100.00						
	%	(12.12)	(9.52)						
MULTIPLE CRIMES	NO.	5	-	6	4	-	3	11	7
	%	45.45		54.55	57.14		42.86		
	%	15.15		(25.00)	(17.39)		(16.67)		
MINOR	NO.	4	-	1	3	-	3	5	6
	%	80.00		20.00	50.00		50.00		
	%	(12.12)		(4.16)	(13.04)		(16.67)		
ALL CRIMES	NO.	33	21	24	23	4	18	61	62
	%	54.10	33.87	39.34	37.09	6.66	29.03		
GRAND TOTAL	NO.	54		47		22		123	
	%	43.90		38.31		17.89		100.00	

First percentage indicates percentage in the crime category,

Second percentage (within parenthesis) indicates the Rural/Urban background.

When the nature of crime is considered separately, it is seen that of all the murder cases among the tribal convicts 87.50% belong to the category I and 6.25% each to the categories II and III. Among the non-tribal convicts accused of the same charge, 78.57%, 7.14% and 14.28% belong to the categories I, II and III respectively.

There is a single case of rape, committed by a tribal convict, belonging to category I.

It is further seen that of the tribal convicts with theft charges 20.83%, 66.67% and 12.50% belong to the categories I, II and III respectively, whereas among the non-tribals convicts accused of the same charge, 24.24%, 45.46% and 30.30% have come from the categories I, II and III respectively.

Of the tribal convicts charged with multiple crimes 45.45% and 54.55% belong to the categories I and II respectively. Whereas among the non tribal convicts with the same charge 57.14% and 42.86%, belong to the categories II and III respectively.

There are six cases of arson in category I, of which four cases have been committed by the tribal convicts and the rest by the non-tribal convicts. 80.00% of the tribal convicts, having been accused of committing minor offences, belong to category I, whereas 20.00% with the same charge belong to category II. There are six non-tribals convicts, 50.00% each belonging to the categories II and III have committed minor crimes. None of the non-tribal convicts in the rural setting (i.e., category I) have been registered for

committing minor crimes.

In case of the two female offenders it is reported that both of them were born and brought up in urban setting.

From the above findings it is seen that most of the convicts have come basically from rural background. What strikes one is the fact that, as far as the more aggressive crimes, like murder and arson, are concerned, most of the convicts belong to the rural setting, while the other crimes like theft, etc., have been committed by the persons, who either belong to the urban areas or have eventually settled in urban areas.

- (5) **Discipline** : It is generally felt that family plays an important role in instrumenting social control over its members. This factor becomes important, when one tries to understand the behaviour of an individual, which is criminal in degree, in relation to the discipline and/or training, received by him in his childhood.

Table 13 depicts the type of discipline imposed on the convicts during their upbringing by their parents.

The present study shows that 58.54% of the convicts have suggested that their parents were neither strict nor careful enough to impose some sort of discipline (i.e., category I) on them in their childhood, whereas 26.83% had the impression that the parents were severe (i.e., category II) in imposing discipline on them. Only 14.63% of the convicts were of the impression that they received proper discipline (i.e., category III).

TABLE - 13

Discipline Classification of the Male Convicts.

		LAX		SEVERE		PROPER		TOTAL	
		TRIBAL	NON TRIBAL	TRIBAL	NON TRIBAL	TRIBAL	NON TRIBAL	TRIBAL	NON TRIBAL
MURDER	NO.	7	8	6	4	3	2	16	14
	%	43.75	57.14	37.50	28.57	18.75	14.29		
	%	19.44	22.22)	(31.58)	(28.57)	(50.00)	(16.67)		
RAPE	NO.	1	-	-	-	-	-	1	-
	%	100.00							
	%	2.78)							
THEFT	NO.	12	18	9	8	3	7	24	33
	%	50.00	54.55	37.50	24.24	12.50	21.21		
	%	(33.33)	(50.00)	(47.37)	(57.14)	(50.00)	(58.33)		
ARSON	NO.	3	1	1	1	-	-	4	2
	%	75.00	50.00	25.00	50.00				
	%	(8.33)	(2.78)	(5.26)	(7.14)				
MULTIPLE CRIMES	NO.	8	5	3	1	-	1	11	7
	%	72.73	71.42	27.27	14.29		14.29		
	%	(22.22)	(13.89)	(15.79)	(7.14)	-	(8.33)		
MINOR CRIMES	NO.	5	4	-	-	-	2	5	6
	%	100.00	66.67				33.33		
	%	13.89	(11.11)				(16.67)		
ALL CRIMES	NO.	36	36	19	14	6	12	61	62
	%	59.01	58.06	31.15	22.58	9.84	19.35		
GRAND TOTAL	NO.	72		33		18		123	
	%	58.54		26.83		14.63		100.00	

First percentage indicates percentage in the crime category.

Second percentage (within parenthesis) indicates percentage in the discipline category.

It is found that 59.01%, 31.15% and 9.84% of the tribal convicts and 58.06%, 22.58% and 19.35% of the non tribal convicts belong to the categories I, II and III respectively.

The table further shows that 43.75%, 37.50% and 18.75% of the tribal convicts accused of murder charge, belong to the categories I, II and III respectively, while 57.14%, 28.57% and 14.29% of the non-tribal convicts, charged with murder, belong to the categories I, II and III respectively. As mentioned earlier in the present study, there is only one case of rape, committed by a tribal convict, who never had proper training and discipline. Consequently, he belongs to category I.

Under the theft cases 50.00%, 37.50% and 12.50% of the tribal convicts, whereas 54.55%, 24.24% and 21.21% of the non tribal convicts belong to the categories I, II and III respectively.

Of the six cases of arson it is found that four are tribal of which three belong to category I and one to the category II. Of the two non-tribal convicts charged with arson, one each belongs to the categories I and II.

There are altogether 18 convicts, charged with multiple crimes, eleven of them are tribals and seven non tribals. Out of the eleven tribal convicts, eight (i.e., 72.73%) and three (i.e. 27.27%) belong to the categories I and II respectively. In case of the non tribal convicts, five (i.e. 71.42%) belong to the category I and one each (i.e., 14.29%) to the categories II and III.

There are five tribal convicts, who have committed minor crime, and all of them (i.e., 100.00%) belong to the category I. Among the non-tribal convicts, charged with minor crimes, four (i.e., 66.67%) belong to the category I and two (i.e., 33.33%) to the category III.

From the above findings, it is understandable that the majority of the convicts, tribal and non tribal, had never received proper discipline from their parents and relations in their childhood. It is also true with the tribal and non tribal convicts that nearly 26.82% of the total number of convicts had received severe punishment in name of discipline in their childhood from their parents and/or relations. It is surprising that nearly 15.00% of the convicts, who have reported that they had received proper disciplinary training in their childhood, have been involved in one or the other types of crime. The most note worthy feature is that, less than 10.00% of the tribal convicts and nearly 20.00% of the non-tribal convicts, belonging to the category III, have committed some crimes.

- (6) **Family Type** : It is felt that to understand why a person commits crime, one should know the type of family to which one belongs. With this end in view, family types have been classified into three categories, already given in the chapter III.

Table 14 shows the type of family the convicts belong to and the nature of crimes. It is found that 30.90% of the

TABLE - 14
Types of Family of the Male Convicts.

		NUCLEAR		JOINT		SINGLE		TOTAL	
		TRIBAL	NON TRIBAL	TRIBAL	NON TRIBAL	TRIBAL	NON TRIBAL	TRIBAL	NON TRIBAL
MURDER	NO.	5	6	7	2	6	6	16	14
	%	18.75	42.86	43.75	14.28	37.50	42.86		
	%	(21.43)	(25.00)	(20.00)	(12.50)	(50.00)	(27.27)		
RAPE	NO.	-	-	1	-	-	-	1	-
	%	-	-	100.00	-	-	-		
	%	-	-	(2.86)	-	-	-		
THEFT	NO.	4	15	15	9	5	9	24	33
	%	16.67	45.45	62.50	27.27	20.83	27.27		
	%	(28.57)	(62.50)	(42.86)	(56.25)	(41.67)	(40.90)		
ARSON	NO.	2	2	2	-	-	-	4	2
	%	50.00	100.00	50.00	-	-	-		
	%	(14.29)	(8.33)	(5.71)	-	-	-		
MULTIPLE CRIMES	NO.	4	1	7	4	-	2	11	7
	%	36.36	14.29	63.64	57.14		28.57		
	%	(28.57)	(4.17)	(20.00)	(25.00)		(9.10)		
MINOR CRIMES	NO.	1	-	3	1	1	5	5	6
	%	20.00	-	60.00	16.67	20.00	83.33		
	%	(7.14)	-	(8.57)	(6.25)	(8.33)	(22.73)		
ALL CRIMES	NO.	14	24	35	16	12	22	61	62
	%	22.95	38.71	57.58	25.81	19.67	35.48		
GRAND TOTAL	NO.	38		51		34		123	
	%	30.90		41.46		27.64		100.00	

First percentage indicates percentage in the crime category.

Second percentage (within parenthesis) indicates the types of family.

total number of convicts belong to the nuclear family, while 41.46% belong to the joint type of family and 27.64% to the single unit family.

So far as the murder cases are concerned, it is found that 18.75%, 43.75% and 37.50% of the tribal convicts belong to the nuclear, joint and single unit types of family, whereas 42.86%, 14.28% and 42.86% of the non-tribal convicts, charged with murder, belong to the nuclear, joint and single unit types of family respectively.

There is a single case of rape, committed by a tribal convict, who has come from a joint family.

It is found that of all the theft cases 16.67%, 62.50% and 20.83% of the tribal convicts and 45.45%, 27.27% and 27.27% of the non-tribal convicts have come from the nuclear, joint and single unit types of family respectively.

There are six cases of arson. Four cases have been committed by the tribal convicts, equally belonging to the nuclear and joint types of family. The two non-tribal convicts (i.e., 100%) committed arson, have come from nuclear type of family.

It is further seen that 36.36% and 63.64% of the tribal convicts, belonging to the nuclear and joint types of family respectively, and 14.29%, 57.14% and 28.57% of the non-tribal convicts belong to nuclear, joint and single unit types of family respectively, have committed multiple crimes.

Under charges for minor crimes, there are eleven convicts,

of which five are tribals and the rest non-tribals. It is found that most of the tribal convicts charged with minor crimes, belong to the joint family type. Among the non-tribal convicts, the majority (i.e., 83.33%) belong to the single unit type of family and only one to the joint family.

From the above findings it is found that the persons, belonging to the joint family system, are more prone to commit crimes than those belonging to either the nuclear or the single unit type of families. When tribal and non tribal convicts are considered separately, it is found that the majority of the tribal convicts belong to the joint type of family, whereas in case of the non-tribal convicts, a high percentage is found in both the nuclear and single types of family.

In the subsequent chapter, the precipitating causes behind each type of crime will be dealt with.

CHAPTER - VI

PRECIPITATING CAUSES OF CRIME

The question why a man commits a crime, has always been a matter of interest and grave concern. However, it is not easy to provide any specific answer to such a question since each type of crime occurs under the influence of some specific situations and circumstances and due to various reasons.

With this end in view it is felt that it is of vital importance to know and understand the reasons behind different types of crime, that are being committed in a place like Shillong, which has been historically known to be very peaceful place.

In the course of the present study it is seen that various types of crime have been committed by the people; both tribals and non tribals. Four major crimes viz., murder, rape, theft and arson have been selected in order to find out the specific reason/reasons for such acts of crime.

Murder :

Murder may be referred to the offences, affecting the human body intentionally or unintentionally. Out of the 123 male convicts, (two female convicts have been excluded) 30 i.e., 24.39% have committed murder.

The analysis shows four specific reasons that may be ascertained for murder. These are as follows :

- (i) **Strain Relation** : 20.00% of the murder cases have been committed due to strain relation either between relatives or between colleagues or friends. The reasons, underlying strain relation with relatives, pertains to the matters, such as, problem over property, household affairs and jealousy, etc. while strain relation between colleagues or friends is mostly due to professional rivalry.
- (ii) **Influence of alcohol** : In about 20.00% cases, murder was committed under the influence of alcohol. It appears to be a momentary lapse on the part of the convict.
- (iii) **Sex Rivalry** : Nearly 10.00% of the murder cases have occurred due to sex rivalry or due to illicit sex relation.
- (iv) **Self defence** : In 7.00% of all murder cases, it was found that the offender got involved in order to protect himself.
- (v) **Revenge** : In about 10.00%, it is found that the offender in order to settle old scores have committed murder.

In a considerable number of cases, the convicts have bluntly refused to disclose any reason for their involvement in murder. A few persons have suggested that they have been wrongly accused, still a few more convicts have admitted that they were accomplice to the crime.

Theft :

Among the 123 male respondents, 57 persons (i.e., 46.34%) have been convicted on charges of theft. Incidentally theft registers the highest form of crime in Shillong.

From the present set of data, it is found that there are three specific causes behind theft cases. They are as follows :

- (i) **Poverty** : Inadequate means to maintain his family and/or himself prompted the convict to commit theft. It has been observed that financial strain due to unemployment or underemployment is the motivating factor behind most of the theft cases (33.33%).
- (ii) **Influence of friends** : It has been observed that a considerable number of the convicts (25.42%) have committed theft under bad influence of their friends.
- (iii) **Influence of alcohol** : In 15.25% cases the convicts admitted that they committed such crime, when they were under influence of alcohol.

Rape :

There is a solitary case of rape, and it has been committed by a tribal convict. He has categorically denied the charge. Thus on the basis of a single case it is not possible to attribute any reason to such act of a crime.

Arson :

Arson is an unlawful act of setting something on fire. In the present study two main reasons are found for such an act of crime. These are as follows.

- (i) **Influence of alcohol and companions** : In about 50.00% of the cases, the convicts have committed arson under influence of alcohol, coupled with provocation from their friends.
- (ii) **Momentary Lapse** : In other 50.00% of the cases, the convicts have committed arson due to momentary lapses. It occurred mainly when the person involved was in a fit of temper and a few wanted to settle some scores in the heat of the moment.

As mentioned earlier in the present study, there are two female convicts. One has been convicted for the sale of illicit liquor and drugs and the other for immoral trafficking. In both cases they have admitted that in order to make both ends meet they do practise such crimes. It appears therefore that it is poverty which had prompted them to act in such a way.

From the above discussion it appears that irrespective of the nature of crime the prime reasons are poverty and bad companionship. When a person is unable to secure any gainful employment and remains unemployed, there is a greater opportunity for the person to get himself involved in the gang of some antisocial elements, and such bad companionship eventually may lead him to commit crimes.

CHAPTER - VII

DISCUSSION

All human beings are born in one society or the other, and each society is governed by certain rules and norms. In order to satisfy one's need for subsistence, shelter, companionship, sexual activity, etc., one has developed certain ideas, attitudes and habits (Jonhson, 1973). One has certain obligations to observe the rules, sanctions and norms approved by one's own society. However, it is common to all societies that some men sometime fall outside the patterns of the accepted conduct. The moot question arises then, why a person breaks the sanctioned rules and norms. Consequently, a sense of curiosity develops, and man tries to find out the answers to such behaviours and acts. Those behaviours and/or acts, which deviate from the 'permitted conduct', are labelled as crimes (Bertrant, 1957).

Johnson (1973) is of the opinion that one may call a particular act as a crime, when the act violates the existing rule of the society, but all such acts cannot be technically referred to as crime. Tappan (1960) has reviewed all the various definations and views on crime and criminal.

The Classicist explanation of crime and punishment were developed in the second half of the eighteenth century with the publication of Beccaria's book, "Crime and Punishment" (1764), which is directed more against the arbitrary system of justice and the inhuman code of punishment, which used to prevail in the eighteenth

century.

Lombroso (1836 - 1909), Ferri (1856 - 1928) and Garafalo (1852 - 1934) are the major positivists, who dealt with the biogenic or hereditary aspects of criminal behaviour. The impetus for stressing heredity as an important factor for all criminal behaviours have come from a book entitled "The Jukes", written by Dugdale (1877).

Goring has pointed out that there is no particular character to differentiate between the prisoners and normal persons. His findings are made available in his book, entitled "The English Convicts" (1913). Hooton in his book "Crime and The Man" (1939) and Sheldon in his books "Varieties of Delinquent Youth" (1949) and "Physique and Delinquency" (1956) have tried to correlate crimes and other antisocial behaviours with some physical characteristics. Goddard (1923) has suggested that the feeble-minded persons are more prone to commit crimes since they are not endowed with sufficient intelligence. Healy (1926) has suggested that delinquency occurs due to major emotional disturbances.

One of the oldest and most popular explanations, advanced for crime causation, is the deplorable economic condition of man. Fornasari (1894), Bonger (1926) and Burt (1938) have contended that the criminals belong to the economically poorer section of the society.

The sociological explanation for crime starts with the

assumption that criminal behaviour is learnt. This is the basis of the theory of "differential association", put forward by Sutherland in his book "Principles of Criminology" (1947). Cloward and Ohlin (1960), in their book "Delinquency and Opportunity", have stressed the importance of opportunities for learning crime. Merton (1949), in his theory "social structure," has pointed out the fact that deviant behaviour is the result of a "strain" between culturally prescribed goals and the social structure.

It appears, therefore, that crime is always situation specific and for any crime committed there could be more than one reason. In order to understand the nature of crime, being committed in a place like Shillong, an exploratory study has been undertaken with a view to understanding demographic and socio-economic backgrounds of the convicts.

- In the present study it is observed that the majority of the convicts belong to the middle age group i.e. 25-45 years. There is a solitary study on "Crime Perspective in North-East India" by Dutta Ray et al., (1986). They have observed that a majority of the convicts in this region, belong to the younger age group. Thus the present findings also not agree with those of Dutta Ray et al., (1986). Adwani (1978) has found in Jaipur that higher incidences of crime occur among the people in the younger age group. Kerawalla (1959) has observed, taking into consideration all police records from different states, that there is a higher concentration of crimes in the early years of adulthood. The other studies, made by Fishman (1934), Clemmer (1958), Morris (1965), Sutherland and

Cressey (1978), have also shown that the incidences of crime is higher in the younger age group.

It may be noted that the present findings does not corroborate the observations, made by the other writers that crimes are mostly committed by the people in the lower age group.

On the basis of the present findings, it may be suggested that the occurrence of higher incidence of crimes in the middle age group may be due to the following reasons :

In the age group 25-45 years people are generally expected to earn their livelihood. Thus failure on the part of such as individual to secure a job and further to secure a gainful employment may creat feelings of frustration, which may trigger antisocial behaviour. It is also found that in this age group, opportunities are more that a person may find professional rivalry, resulting in criminal behaviour.

In the present study various types of crime have largely been committed by the males (123 out of 125 convicts). The present analysis, pertaining to the relationship between sex and crimes, lends support to the findings of higher rate of male convicts, as observed by Schafer (1948), Pollak (1950), Sutherland and Cressey (1978), Adwani (1978).

A solitary study, made by Dutta Ray et al., (1986) in North East India, taking into account both Assam and Meghalaya, has shown that in both Assam and Meghalaya crime is almost exclusively a male affair. So the present study thoroughly corroborates with

that of Dutta Ray et al.

In Assam and Meghalaya the frequency of female convicts are 1.09% and 2.50% respectively (Dutta Ray et al., 1986). In the present study there are only 2 cases of crimes, committed by women. One is a Khasi woman and another a Nepali woman. The low rate of female convicts is true for all age groups. It may perhaps be due to the fact that the males are by nature more aggressive than the females (Stern, 1968).

It may be pointed out here that Sutherland and Cressey (1978) are of the opinion that in the societies, where the women have a good deal of freedom, the crime rate among the women tends to be higher. However, this observation does not hold true, when the social situation in Meghalaya is taken into consideration. Among the tribes of Meghalaya women enjoy greater social and economic freedom than their male counterparts.

In the present study it is found that the unmarried people have committed more crimes (53.66%) than the married ones (31.71%) and separated/divorced persons (14.63%). Dutta Ray et al., (1986) have reported that the married people commit more crimes than the unmarried ones. Sheldon and Glueck (1930) and Gillin (1937) have observed that the crime rate is more among the divorced and/or separate persons than that among the married or unmarried persons. The present finding does not support any of the earlier observations. So it may be suggested that crime has little or nothing to do with marital status of a person, rather crime is committed more due to some specific situation in which a person is

involved and it depends on the nature of the crime committed by the person.

The present study shows that both the tribals and the non tribals are involved in committing crimes, and the nature of crimes is by and large similar. The only exception is a single case of rape, which has been committed by a tribal convict.

The three indigenous tribes of Meghalaya i.e., the Garo Jaintia and Khasi are involved only in 39.83% of the total number of cases. The striking feature is that in spite of the fact that Meghalaya is essentially a tribal state (nearly 80.00% of the total population are tribal), it is found that the non-tribals commit more crimes. One probable reason, for such a situation, is that the tribals in Meghalaya are more tradition bound than the non tribals, who are basically the migrants. Another point is that they (i.e., the non-tribals) often suffer from a sense of insecurity and feel that they are being discriminated against in trying to secure employment for themselves and thereby they are involved in more aggressive crimes. It may be recalled (Table 7) that the non tribals have committed proportionately more murder and theft than their tribal counterparts. However, in case of murder the difference in proportion is significantly higher in the non tribals, though the difference is insignificant in case of theft. Dutta Ray et al., (1986) have observed that there are 47.50% of the convicts, who are illiterate in Meghalaya and 61.52% in Assam. The significant point here is that the bulk of the convicts are illiterate irrespective of their ethnic affiliation. They have suggested that the reason for

less number of illiterate tribal convicts (i.e., 47.50%), as against 52.50% literates, is due to the nature of the tribals, who are bound by their traditions. The present finding again does not corroborate with the observations, made by Dutta Ray et al., (1986). Alternately, it may be suggested that economic hardship due to the nature of employment (a good percentage of the convicts are casual workers which means a lot of uncertainty in jobs and no security for future) may produce more convicts among the illiterate people.

Kerawalla (1959) has observed that less than 30.00% of the total convicts are illiterate. The present finding does not lend support to one made by Kerawalla. On the contrary, it may be suggested that the incidence of crimes is inversely proportional to the level of education.

Gibbs and Start (1974) are of the opinion that one's position in the economic structure determines the opportunities, facilities and the requisite skills for specialized crime. According to Lalli and Turner (1968) these people, who belong to the lowest occupational status, commit murders more than those, belonging to the higher occupational status. Chambliss (1969) has observed that the people in the working class and the members of the economically upper class are equally guilty of some offences, though the people in the working class are more likely to be arrested and convicted. Adwani (1978) has found the higher crime rate among the cultivators and the lowest among the traders.

In the present study it has been observed that the majority of the convicts (68.30%) are the casual workers, slightly

more than 13.00% are monthly earners and 13.00% cultivators. It is further observed that less than 5.00% among the convicts are the traders. In this connection it may be noted that Dutta Ray et al., (1986) have made a similar observation on the occupation of the convicts in Meghalaya. The higher rate of crime among the people in lower occupational status may primarily be due to the effect of financial pressure felt by the individuals in trying to make both ends meet and also due to job dissatisfaction.

In the present study it is noticed that 86.24% of all convicts belong to the low income group (the tribal convict - 92.00% and the non tribal - 81.36%). Thus it is seen that the present study lends support to the earlier findings of Garofalo (1914), Bonger (1916) and Lewis (1961), who have studied relationship between crime and economic condition and have mentioned that a large number of offenders belong to the low income group since they are gripped with feelings of frustration and a sense of deprivation. But this view has not been supported by many others, such as Adwani (1978). Adwani observes that most of the offenders (51.40%) belong to the middle income group. The present study shows that 68.30% of all convicts are the casual workers i.e., they have no regular job, nor are they gainfully employed. It may be inferred that poor economic condition is the main reason, which leads a person, whether tribal or non tribal, to commit a crime. In this connection one may recall what West (1967) has said. He has observed that due to a feeling of inability to maintain family with limited income, a number of crimes are committed for economic reasons. So the present findings do not corroborate with the observations made by

Adwani (1978).

The studies, made by Adwani (1978) and Dutta Ray et al., (1986), show that a higher percentage of offenders have come from rural areas. Caldwell (1956) in his study has observed that the crime rate is always higher in urban areas, except in case of murder and rape, which are normally higher in rural areas. The present finding is quite similar to Caldwell's observation. So far the tribal convicts are concerned the present finding lends support to the observation made by Dutta Ray et al., (1986) that the majority of the convicts generally come from the rural areas. But so far the non tribal convicts are concerned, the present finding in no way lends support to the observation made by Dutta Ray et al., (1986). It may be said that with the present set of data it is really very difficult to ascertain the contention made by Dutta Ray et al.

In the present study it is found that nearly 58.54% of the convicts have admitted that their parents had hardly administered any sort of discipline on them during their childhood, while 26.83% are of the opinion that their parents were very severe in imposing discipline on them. It is understood that family always play an important role in instrumenting control on its members. Where proper discipline is lacking, there is a strong possibility that persons, belonging to such a family, will go astray. Thus, it may be said that failure on the part of the parents to administer proper discipline on their children may lead a majority of the individuals to adopt some kind of aberrant behaviour. Unfortunately, no

comparable data are available from other populations. So it is difficult to draw any inference.

Dutta Ray et al., (1986) have stated, "a criminal personality develops in the society in general and in the family in particular. Moreover, condition in the family may lead a person to crimes". Adwani (1978) has observed a majority of the prisoners belong to the joint family system, while Dutta Ray et al., (1986) have found only 40.00% of the convicts in Meghalaya and 26.18% in Assam belong to the joint family type. According to them in tribal population of Meghalaya, a joint family is only a temporary phase and most of the families are nuclear, but in Assam joint family is a persisting institution. In the Present study it is found that 41.46% of the convicts belong to the joint family system, while 30.89% and 27.64% belong to the nuclear and single unit family systems respectively. Of the non tribals convicts in Shillong, it is found that they are by and large equally distributed in three categories of family i.e., nuclear, joint and single unit. The reason for this may be due to the fact that the non tribals are mostly migrant and hardly have the opportunity to maintain the joint family system. However, from the present findings it is not really possible to draw any conclusion about which type of family is much more responsible for criminal behaviour of the individuals, though the present findings come very close to the observations, made by Dutta Ray et al., (1986).

In fine, it may be pointed out that crime appears to be almost exclusively a male affair in Shillong. However, it is also a

universal truth.

Though Meghalaya is a tribal dominated state it is found that the non tribals commit proportionately more crimes in comparison to the tribals. It may be due to the fact that the non tribals feel more economic insecurity. However, irrespective of ethnic affiliation, two most glaring reasons for committing crimes are poverty and lack of education. The various demographic and social factors like types of family, lack of proper discipline, etc., may also be responsible for an individual's abberant behaviours. However, it is quite difficult to attribute any single reason to a particular type of crime, because criminal behaviour is the outcome of certain specific situations and circumstances in which one is involved. Thus, it is not one's personality alone, but the immediately socio-demographic situation, in which one lives, may to a great extent be responsible for one's deviant behaviour.

-

It is a humble beginning of an intensive study, which we propose to carry out in future.

CHAPTER - VIII

SUMMARY

1. The present study on the convicts of Shillong deals with both demographic and social factors. It has been carried out in the district central jail, in Shillong, in two phases i.e., the first phase was carried out in the month of October, 1991 and the second, in the beginning of January, 1992.
2. The existing literature on crimes and criminal behaviour have been reviewed briefly as far as possible.
3. All prison records on crimes in Meghalaya for the period between 1972 and September 1991 have been looked into.
4. No particular statistical sampling has been followed to collect the present set of data. A complete enumeration of the convicts in the jail has been done. The relevant information/data on demographic and social aspects and crime history have been collected through a prepared schedule.
5. The present study show that a majority of the convicts belong to the middle age group i.e., between 25-45 years.
6. There are 125 convicts out of which two are females. It shows, therefore, that crime is exclusively a male dominated affair.

7. Among the convicts, the majority of them are unmarried.
8. It is found that the non tribals have committed proportionately more crimes than their tribal counterparts. However, the frequency of habitual offenders is more among the tribal convicts.
9. Various types of crimes committed by both tribal and non-tribal convicts have been compared. It is found that the non-tribal convicts committed significantly more murder than the tribal convicts. It is also true that the non-tribal convicts have committed more theft than the tribal convicts, though there is no significant difference in proportion.
10. In a place like Shillong, rape is a very rare phenomenon. In the present study, there is a solitary case of rape, committed by a middle aged tribal convict.
11. It is found that most of the convicts (both tribal and non-tribal) are illiterate and only a few around 4.00%, have passed matriculation or above. It is seen that there is an inverse relationship between the level of education and crime.
12. Most of the convicts, both tribal and non-tribal are casual workers. Hence they belong to the low income group.
13. A majority of the tribal convicts belong to the rural area, whereas, their non-tribal counterparts are equally

distributed in rural, urban, rural-urban setting. However, it is difficult to ascertain whether or not such ecological background has anything to do with crime.

14. Both the tribal and non-tribal convicts in majority shows that they hardly received proper training and discipline from their parents, during the time of their upbringing.
15. A majority of the tribal convicts belong to the joint family system, whereas a good number of the non-tribal convicts belong either to the nuclear or single unit family.
16. A few of the precipitating causes behind all such acts of crime has been pointed out. The three most important reasons are poverty, influence of alcohol and bad companions.

- It may be suggested here that, besides those three factors, certain specific demographic and social factors should be looked into, in order to understand why a person is compelled to commit a crime.

This is a very preliminary study. With this study we hope to make a further study in the near future.

B I B L I O G R A P H Y

1. ABRAHAMSON, D. : Family Tension; Basic Cause of Criminal Behaviour, New York : John Wiley and Sons, 1949.
2. ADWANI, N.H. : Perspective On Adult Crime and Correction, First Edition, New Delhi : Abhinav Publications, 1978.
3. AHUJA, R. : Social Problems In India, Jaipur : Rawat Publications, 1992.
4. BARNES, H.E. and TEETERS, N.K. : New Horizons in Criminology, Third Edition, New Jersey : Prentice Hall International, 1966.
5. BECCARIA, C. : Crimes and Punishment, translated by Henry Paolucci, Indianapolis : Bobbs - Merrill, 1963.
6. BERTRANT, A.L. : Basic Sociology, Second Edition, Meredith Corporation, 1967.
7. BONGER, W.A. : Criminology and Economic Condition, Boston : Little Brown, 1916.
8. BRECKINRIDGE, S. and ABBET, E. : The Delinquent Child and The Home, New York : Russell Sage Foundation, 1912.
9. BURT, C. : The Young Delinquent, First Edition, London : University of London Press, 1938.
10. CALDWELL, R.G. : Criminology, New York : The Ronald Press Company, 1956.

11. CHANDRA, S. : Sociology of Deviation In India, First Edition, New Delhi : Allied Publishers Private Limited, 1967.
12. CLEMMER, D. : The Prison Community, New York : Holt, Rinehart and Winston, 1958.
13. CLOWARD, R.A. : Delinquency and Opportunity, London :
and OHLIN, L.E. Routledge and Kegan Paul, 1961.
14. COLEMAN, J. and : Social Problems, Second Edition, New
CRESSEY, D. York : Harper and Row Publishers,
1984.
15. COHEN, A.K. : Delinquent Boys : The Culture of The
Gang, Glencoe, Illinois : The Free
Press, 1955.
16. DATTA RAY, B. and : Crime Perspective In North-East India,
MAJUMDAR, D.N. First Edition, New Delhi : Omsons
Publications, 1986.
17. Directorate of Information and Public Relations, Meghalaya, Basic
Facts Meghalaya, Shillong : 1992.
18. DUGDALE, R.L. : The Jukes : A Study In Crime,
Pauperism and Heredity, Fourth Edition,
New York : G. P. Putnam's Sons, 1942.
19. DURKHEIM, E. : Crime as Normal Behaviour - Rules of
Sociological Method, Eighth Edition, New
York : Free Press, 1966.
20. FINK, A.E. : Causes of Crime : Biological Theories in
the United States, New York : A.S.
Barnes & Company, 1962.

21. FISHMAN, J.F. : "Sex in Prison, New York : National Library Press, 1934.
22. GODDARD, H.M. : Feeble-mindedness : Its causes and Consequences, New York : Macmillan Co., 1923.
23. GORING, C. : The English Convict : A Statistical Study, London : His Majesty's Stationery Office, 1913.
24. HEALY, W. : Delinquents and Criminals, New York : Macmillan, 1926.
25. HOOTON, E.A. : Crime and The Man, Cambridge, Mass. : Harvard University Press, 1939.
26. JOHNSON, E.H. : Crime, Correction, and Society, Third Edition, Illinois : The Dorsey Press, 1974.
-
27. KERAWALLA, P.C. : Study In Indian Crimes, Bombay : Popular Book depot, 1959.
28. McCAGHY, C.H. : Deviant Behaviour, New York : Macmillan Publishing Co., 1976.
29. McKUSICK, V.A. : Human Genetics, Second Edition, New Delhi : Prentice - Hall of India, Private Limited, 1972.
30. MERTON, R.K. : Social Theory and Social Structure, Glencoe, Illinois : Free Press, 1949.
31. MORRIS, P. : The Prisoners and Their Families, London : George Allen and Unwin, 1965.

32. POLLAK, O. : The Criminality of Women, Philadelphia : University of Pennsylvania Press, 1950.
33. RAO, V. : Dynamics of Crime; Spatial and Socio-economic aspects of Crime in India, New Delhi : IIPA, 1981.
34. RECKLESS, W.C. : The Crime Problem, Third Edition, New York : Appleton Century-Crofts, INC, 1961.
35. SHELDON, W.H. and GLUECK, E.T. : Five Hundred Criminal Careers, New York : 1930.
36. SHELDON, W.H. : Varieties of Delinquent Youth, New York : Harper & Bross, 1949.
37. SHELDON, W.H. and GLUECK, E.T. : Physique and Delinquency, New York : Harper & Bross, 1956.
38. SRIVASTAVA, S.P. : "Research in Criminology and Corrections" The Indian Journal of Social Work, Vol. XLII No. 3, October, 1981.
39. STERN, C. : Principles of Human Genetics, Second Edition, New Delhi : Eurasia Publishing House (Pvt. Ltd.), 1968.
40. SUTHERLAND, E.H. : Principles of Criminology, Fourth Edition, Philadelphia : J. B. Lippincott Co., 1947.
41. TAPPAN, P.W. : Crime, Justice and Correction, New York : McGraw Hill, 1960.

A P P E N D I X

STRICTLY CONFIDENTIAL

DEPARTMENT OF ANTHROPOLOGY
NORTH-EASTERN HILL UNIVERSITY
SHILLONG

"THE CONVICTS OF SHILLONG (MEGHALAYA) : A
SOCIO-DEMOGRAPHIC STUDY

PRISON RECORD

Date _____

1. Name _____
2. Jail Registration _____
3. Age _____
4. Sex Male/Female
5. Father's Name _____
6. Community _____
7. Date of admission in Jail _____
8. Case References _____

9. Trying Court _____
10. Permanent Address _____

11. Nature of the crime _____

12. Prison term _____

Investigator

A. PERSONAL BACKGROUND :

1. Name _____ Code No. _____
2. Age _____ 3. Place of Birth _____
4. Religion _____
5. Caste/Tribe/Sub-Tribe _____
6. Place of residence _____
7. Educational Qualification _____
 (ii) Any training in other fields (specify) _____
8. (i) Occupation _____
 (ii) Duration _____
 (iii) Income _____ weekly/fortnightly/monthly
9. Married/Single/Divorced (if divorced) state the reason why) _____
10. Age at marriage _____
11. Residence of the respondent's family at present _____
12. (i) Place indicate the following about your family of orientation :

Name	Relation-Ship	Age	Sex	Educational qualification	Occupation	Income
------	---------------	-----	-----	---------------------------	------------	--------

1. _____
2. _____
3. _____
4. _____
5. _____

- (ii) Sibling position _____
13. What are your habits : (i) _____
(ii) _____
14. What are your hobbies : (i) _____
(ii) _____
15. Do you have your own house or staying in a rented house ? _____

B. PARENTS BACKGROUND

1. Father's Name _____ 2. Age _____
3. Religion _____ 4. Community _____
5. Educational Qualification _____
6. Profession _____
7. Income _____ monthly/fortnightly/weekly.
8. Any other training/skills _____
(specify)
9. (i) Occupation is Regular (Please tick)
Irregular
- (ii) His income is sufficient in running the home ?
(a) to some extent
(b) to a great extent
(c) he never contributes

10. (a) How would you rate his habits ?
- (i) Gambling : Occasionally/often/always/never
 - (ii) Drinking : Occasionally/often/always/never
 - (iii) Debts : Occasionally/almost always
 - (iv) Any other habits you would like to mention about _____
- (b) How do you feel about this ? _____
- (c) Crime history, if any _____
(specify)

- C. 1. Mother's Name _____ 2. Age _____
2. Religion _____ 4. (i) Community _____
- (ii) Tribe/Caste/Sub-Tribe _____
5. - Educational Qualification _____
6. Profession _____
7. Income _____ weekly/fortnightly/monthly.
8. (i) Occupation is Regular (Please tick)
- Irregular
- (ii) Her income is sufficient in running the home ?
- (a) to some extent
 - (b) to a great extent
 - (c) she never contributes

- D. 1. How would you describe your parents relationship ? _____
2. Father's relationship with :
- (i) You _____
 - (ii) Brothers _____
 - (iii) Sisters _____
 - (iv) Mother _____
 - (v) Others in the family _____
3. Mother's relationship with :
- (i) You _____
 - (ii) Brothers _____
 - (iii) Sisters _____
 - (iv) Father _____
 - (v) Others in the family _____
4. Your relationship with your :
- (i) Father _____
 - (ii) Mother _____
 - (iii) Brothers _____
 - (iv) Sisters _____
 - (v) Others in the family _____
5. (a) To whom are you attached most. _____
- (b) Why ? _____
6. Were you happy as a child ? _____
7. Did your parents give you enough attention during your childhood ?
- (i) A lot and always

(ii) Sometimes

(iii) Hardly

(in case of those who had working mothers)

8. As a child, how did you feel when your mother was out for work ? _____

9. Was it necessary for her to earn a living ?

10. When your parents were out to work, with whom were you left with ? _____

11. Were you happy with such arrangement(s)? Yes/No _____
If not, why ? _____

12. Were you always obedient to your parents ? Yes/No _____
If no, why ? _____

13. What punishment were you given when you were
(i) Indifferent _____
(ii) Naughty _____
(iii) Very naughty _____

14. Were you afraid of your father ? Yes/No _____
If yes, why ? _____

15. Were you afraid of your mother ? Yes/No _____
If yes, why ? _____

16. Did your parents allow you to take decision on your own ? Yes/No _____

17. If Yes, what were the occasions you used to take your own decisions? _____
- (a) If no, who generally used to impose decisions on you? _____
- (b) How did you react on such impositions ? _____
18. If your parents' company, how did you use to feel ?
- (i) happy _____
- (ii) relaxed _____
- (iii) uncomfortable _____
- (iv) no comments _____
19. Age at attending school _____
20. Age at leaving school _____
- 21.- Reason(s) for leaving school _____
22. Did you enjoy going to school?
(Reasons for your answer) Yes/No _____
23. Did you attend classes regularly ? Yes/No _____
If no, why? _____
24. Did your parents encourage you to :
- (i) attend school regularly Yes/No _____
- (ii) perform well in school Yes/No _____
25. Who usually used to help you with your home assignments ?

26. Was moral instruction a part of your school curriculum ?

27. What topics/themes were covered through moral instructions ?

28. Moral instruction was :

- (i) interesting
- (ii) boring
- (iii) hardly I gave any attention
- (iv) no comments

29. Do you have many friends ? Yes/No

30. If yes, please tell me about their educational status, occupations, approximate income, etc.

31. Do you think that your friends liked you ? Yes/No

32. Please give reasons why did they like you

33. Please give reasons why they did not like you

34. Do you generally get carried away with your friends ideas/suggestions

- (i) always
- (ii) often
- (iii) occasionally
- (iv) rarely
- (v) never

35. Do your parents/Does your wife/husband approve of your having such friends ? Yes/No
Why ? _____
36. Were you happy with your academic achievements ?
37. Were you happy with your job/work ? Yes/No
38. If not, why ? _____
39. Did you have a regular job ? Yes/No
40. If not, why ?

41. Was your income good enough for running the home ? Yes/No
42. If not, what other ways you tried to obtain more money ?

43. Were you ever unemployed ? Yes/No
44. If yes, for what length of time ?

45. How did you utilise your time when you were without any employment ?

46. How did you maintain yourself and/or your family when you were out of employment ?

C. RESPONDENT'S FAMILY BACKGROUND

47. Year of marriage _____

48. Age of wife/husband _____

49. Academic qualification of the spouse _____

50. Number of children _____

51. Please state their :

Age	Sex	Marital Status	Educational	Profession	Income
-----	-----	-------------------	-------------	------------	--------

1.

2.

3.

4.

5. -

52. Is it your first marriage ? Yes/No

53. if no, please tell about your previous marriage(s)
(age at marriage, age of spouse, number of children, etc.)

54. What happend with your previous spouse ?

55. (a) Please tell me about your previous spouse's occupation

55. (b) Educational Qualification _____
(c) Any other skills _____
(d) Income _____
56. (i) How would you describe your relationship with your spouse/spouses ?

(ii) With your children _____

D. CRIME

1. Nature of the crime committed according to the informant

2. Is this your first imprisonment ? Yes/No
3. If not, altogether how many times had you been imprisoned so far ?

4. What were the crimes committed previously by you ?

5. What made you continue doing that ?

6. For how many years have you been in and out of jail ?
- | | | |
|-----|------------|--------------|
| (a) | Year _____ | Period _____ |
| (b) | Year _____ | Period _____ |
| (c) | Year _____ | Period _____ |
| (d) | Year _____ | Period _____ |

7. How do you feel now, that you have been caught or imprisoned ?

8. How many of your were in the party when the offence was committed ?

9. Were your companions also apprehended ? _____

If not, why do yur think/say so ?

10. Do your feel that you have been betrayed ? Yes/NO

If yes, why, by whom, and how ?

11. Were you caught red-handed ?

Yes/No

12. If no, after how many days/months of your committing the crime were you arrested ?

13. When were you given the warrant of arrest ?

14. Were you given at any point of time the chance to explain/deny the offence ?

15. Did you try to plead your innocence ?

Yes/No

If yes, how ? _____

If no, why ? _____

16. Do you think you were at fault ? Yes/No

17. If yes, at times do you pause to ask yourself the reasons why and what compelled/motivated you to commit such offence ?

18. What (honestly) do you think are the reasons that motivated/compelled you to act in this manner ?

19. Do you regret/feel guilty for what you have done ?

20. What were your initial reaction/feeling while being (i) arrested and (ii) in jail ?

21. How did you feel when you saw other fellow prisoners ?

22. Describe the inmates behaviour towards you (i) initially

(ii) now

23. Do you talk/discuss with your close inmates regarding the cause for your imprisonment, etc. ?

24. What follows after this ? _____

25. Who is your close friend among your jailmates ?

26. Why do you say so ? _____

27. How would you describe your relationship with the warders/
jail authorities ?

28. Do you always obey/carry out their orders ?

29. If not, what kind of punishments do you receive ?

30. Do you think the degree of punishment is justified? Yes/No

31. If not, why ? _____

32. What did you feel after receiving the punishment ?

33. How did you parents react/feel about your imprisonment ?

34. (a) If married, how did your wife feel/react to your imprisonment ?

34 (b) How did your children feel/react to your imprisonment?

35. How often do your family members visit you ?

Parents _____

Wife _____

Children _____

36. What do you bring when they visit you ?

37. Are you allowed to accept them ?

38. Have they tried to bail you out ? Yes/No

39. If not, why ?

40. If yes, how ?

41. How do you behave when they meet you ?

42. Do your friends visit you ?

43. Do you notice any change in their attitude towards you ?
Yes/No



44. If yes, in what way do you think/observe their change in attitude/manner, etc. ?

45. How do you feel when they visit you ?

Father _____

Mother _____

Wife _____

Children _____

Friends _____

46. Do you eagerly await to see them ? Yes/No

47. (a) If yes, how often would you like to see them ?

(b) If no, why not ?

48. What would you like to do when you are released ?

49. Will you be able to go back home to your parents/family ?
Yes/No

50. If not, why ?

51. Do you think that they will accept you ?

52. Do you think you stand a chance of getting an employment when released ? (reasons)

53. If you are unable to get employment, have you given a thought what you are going to do ?

54. What are your impressions of law and justice ?

55. What could be the reasons that some people get involved in committing offences ?

56. Do you think you will be able to lead a normal life when freed?
Yes/No

57. (a) If yes, how ?

(b) If not, why not ?

58 How far do you think you will be able to mould your life in a socially acceptable pattern ?

59. What ways/methods are you going to adjust to/adopt in order to achieve this ?

60. Please tell me how did you actually commit the crime last ?

61. Who/what provoked you to do this ?

62. Who taught you the art of committing this particular crime?

63. Where did you exactly commit this crime ?

64. Who were the people that helped/participated in this crime?
(Tell about their ethnic composition, age, sex, marital status, etc.)

65. What did you gain by committing this crime ?

(a) in terms of money _____

(b) in terms of any other things _____

66. How did you plan this crime ?

67. Can you suggest how the living condition in the jail can be improved ? Yes/No

68. (a) If yes, please give your suggestions

(b) If no, why not ?

69. Are you repentant for committing crimes ? Yes/No

70 (a) If yes, how ?

(b) If no, why not ?

71. Tell me specifically what had gone wrong in your family that influenced you to commit such crimes ?

Observer's comments :

NAME SEANT
Acc. No. 103029
Acc. No. [Signature]
Date 27-2-98
Class by _____
Out Standing by _____
Enter by _____
Summarised by _____



Date : _____

Investigator